



# 2005 Sun Devil Baseball

ASU Media Relations  
(P) 480-965-6594  
(F) 480-965-5408  
Baseball SID Contact: Jeff Evans  
E-Mail: Jeff.Evans@asu.edu  
Website: www.TheSunDevils.com

2005 Record: 11-10, 0-0 Pac-10  
2005 Home Record: 6-4  
2005 Road/Neutral Record: 5-6  
2005 vs. Ranked Opponents: 4-8  
ASU All-Time Record: 2,369-1,164-6  
Head Coach: Pat Murphy (785-377-4)

**\*\* Five-Time NCAA National Champions (1965, 1967, 1969, 1977, 1981) \*\***

## 2005 Schedule and Results

(11-10, 0-0 Pac-10)

DATE	OPPONENT	RESULT/TIME
1/28	Long Beach State (#14)	L, 3-7
1/29	Long Beach State (#14)	W, 8-6
1/30	Long Beach State (#14)	L, 1-11
2/4	New Mexico State#	W, 12-0
2/5	Gonzaga#	W, 10-8
2/6	Oregon State#	L, 6-12
2/7	New Mexico State#	W, 11-10
2/11	South Alabama^	W, 7-2
2/12	Oklahoma^	W, 7-5
2/13	Gonzaga^	L, 0-2
2/15	at Arizona (#9)	L, 6-7 (14)
2/18	at Tulane (#1)	L, 2-8
2/19	at Tulane (#1)	L, 2-7
2/20	at Tulane (#1)	L, 3-9
2/23	at Arizona (#7)	L, 5-11
2/25	Baylor (#8)	W, 5-3
2/26	Baylor (#8)	W, 12-4
2/27	Baylor (#8)	L, 7-8 (10)
3/4	vs. North Carolina\$ (#4)	W, 4-3 (11)
3/5	at East Carolina\$	W, 10-3
3/6	vs. Ohio State\$	W, 3-0
3/11	at LSU (#5)	6:30 p.m.
3/12	vs. Western Illinois	12 p.m.
3/13	vs. Western Illinois	12 p.m.
3/13	at LSU (#5)	4 p.m.
3/18	Oklahoma	6:30 p.m.
3/19	Oklahoma	6:30 p.m.
3/20	Oklahoma	12 p.m.
3/24	at USC*	6 p.m.
3/25	at USC*	6 p.m.
3/26	at USC*	1 p.m.
4/1	Wright State	6:30 p.m.
4/2	Wright State	6:30 p.m.
4/3	Wright State	1 p.m.
4/8	at California*	2 p.m.
4/9	at California*	1 p.m.
4/10	at California*	1 p.m.
4/15	Stanford*	6:30 p.m.
4/16	Stanford*	6:30 p.m.
4/17	Stanford*	1 p.m.
4/22	UCLA*	6:30 p.m.
4/23	UCLA*	6:30 p.m.
4/24	UCLA*	1 p.m.
4/29	at Oregon State*	5 p.m.
4/30	at Oregon State*	1 p.m.
5/1	at Oregon State*	1 p.m.
5/4	Utah Valley State	6:30 p.m.
5/14	Arizona*	6:30 p.m.
5/15	Arizona*	1 p.m.
5/16	Arizona*	6:30 p.m.
5/20	at Washington*	6:30 p.m.
5/21	at Washington*	1 p.m.
5/22	at Washington*	1 p.m.
5/27	Washington State*	6:30 p.m.
5/28	Washington State*	6:30 p.m.
5/29	Washington State*	1 p.m.

\* Pac-10 Game, # Bob Schaefer Memorial Tournament

^ Coca-Cola Classic (Surprise, Ariz.)

\$ Keith LeClair Invitational

Sports Weekly/ESPN	Baseball America
RV	NR
Collegiate Baseball	BoysWorld RPI
NR	#32

Games 22-25

Away 12-15

## Arizona State vs. LSU/Western Illinois



Arizona State (11-10, 0-0 Pac-10)

#5 LSU (11-4, 0-0 SEC) • Western Illinois (4-10, 0-0 Mid-Con)

Baton Rouge, La. • Alex Box Stadium (7,760) • Mar. 11-13, 2005



### PROBABLE PITCHERS

Mar. 11 at #5 LSU, 6:30 p.m. CT

ASU - Zechry Zinicola, RHP (2-1, 3.74 ERA)

LSU - Lane Mestepey, LHP (3-1, 1.42 ERA)

Mar. 12 vs. Western Illinois, 12 p.m. CT

ASU - Erik Averill, LHP (3-2, 3.52 ERA)

WIU - Tim Navin, RHP (0-2, 3.45 ERA)

Mar. 13 vs. Western Illinois, 12 p.m. CT

ASU - TBA

WIU - Pat Kohorst, RHP (3-2, 2.64 ERA)

Mar. 13 at #5 LSU, 4 p.m. CT

ASU - Pat Bresnehan, RHP (1-1, 3.12 ERA)

LSU - Greg Smith, LHP (3-1, 2.70 ERA)

### NATIONAL RANKINGS

Despite winning four out of the last five games, including three games against top 10 opponents, the Sun Devils remain out of the national rankings, but did receive votes in the ESPN/Sports Weekly poll. The Sun Devils had a string of 100 straight weeks in the national rankings (dating back to the start of the 2000 season) snapped after being swept on the road by No. 1 Tulane. LSU (11-4) is ranked No. 5.

### MEDIA EXPOSURE

None of the games this weekend will be broadcast over the radio, but can be followed through the live statistical GameTracker at [www.thesundevils.com](http://www.thesundevils.com). ASU returns to the airwaves with all three games during the Oklahoma series (Mar. 18-20) broadcast locally on KDUS 1060 AM. ASU also makes its TV debut on AZ-TV Mar. 18-19 against Oklahoma. Every game this season will be able to be followed via GameTracker on the Internet.

### DID YOU KNOW?

The Sun Devils have won five of their last six games with three of those wins coming against top 10 opponents... ASU has played 13 of its 21 games against teams that have appeared in the national polls at some point this season... the pitching staff recorded a 1.55 ERA at the Keith LeClair Classic last weekend, including the bullpen not allowing a run in 11.0 innings... senior catcher Tuffy Gosewisch took over the team batting lead at .354 (29-for-82) and ranks fourth in the Pac-10 with 21 RBI... junior Travis Buck has a current six-game hitting streak.

### What's On Tap:

The Sun Devils (11-10, 0-0 Pac-10) take back to the road this weekend to conclude a seven-game road trip with four games in Baton Rouge, La. ASU will play Western Illinois (4-10) twice and fifth-ranked LSU (11-4) twice at historic Alex Box Stadium. ASU made its last trip to Baton Rouge in 2000 when they took one of three games from the Fighting Tigers. The Sun Devils are coming off a successful weekend in which they went 3-0 at the Keith LeClair Classic in Greenville, N.C., recording wins over No. 4 North Carolina, tournament host East Carolina and Ohio State. ASU has won five of its last six games heading into the weekend to climb over the .500 mark for the first time since mid February. The two games against nationally ranked LSU continue a tough stretch of games that will see the Sun Devils play 15 of their first 25 games against teams that have appeared in the national polls this season. ASU is also in a current stretch of playing a string of 15 of 18 games away from Packard Stadium. The Devils return home next weekend for a three-game non-conference series against Oklahoma (Mar. 18-20) and then begin Pac-10 play on the road at USC (Mar. 24-26).

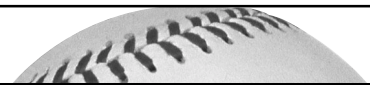
### Quick Hits:

- ASU has played 13 of 21 games against teams that have been ranked this season and is 4-9 in those games.
- ASU's tough schedule has included facing seven preseason All-American pitchers in the first 21 games.
- The Sun Devils recently concluded a string of nine straight games against top 10 teams
- The Sun Devil bullpen has given up only one earned run over the last 24.0 innings (0.38 ERA).
- 15 Sun Devils, including nine true freshman, have made their debuts in the Maroon and Gold this season.
- 10 players have at least one SB and ASU leads the Pac-10 with 40 stolen bases (40-for-56).
- After 21 games the Sun Devils have six triples. The 2004 squad had only seven triples in 59 games.
- ASU owns a 224-98-1 record for a .695 winning percentage this decade (2000-P).
- Of ASU's 56 games this season, 28 will be played against teams that played in the 2004 NCAA Tournament (50%).
- 14 of ASU's first 25 games come against teams ranked in the *Sports Weekly/ESPN* preseason top 25.
- Senior Jeff Larish ranks sixth in the Pac-10 with 19 RBI and has 187 in his career to rank ninth in ASU history.
- Sr. Tuffy Gosewisch is only the second player in ASU history to start three seasons at catcher (Don Wakamatsu).
- Redshirt freshman Rocky Laguna tied the single-game record with four stolen bases against NMSU (2/7).
- Travis Buck raised his batting average 69 points from .246 to .315 during his current six-game hitting streak.
- In 21 games this season ASU has used 17 different starting batting lineups and 13 different defensive lineups.
- Senior 3B Joey Hooft strained his left hamstring against Arizona (2/23) and is listed as day-to-day.
- Senior catcher Tuffy Gosewisch has thrown out 13 of 29 attempted base stealers this season (45%).
- Each of the four opposing pitchers ASU is scheduled to face this weekend have an ERA below 3.50.



ARIZONA STATE UNIVERSITY

# Sun Devil Baseball 2005



## 2005 National Polls

### Baseball America (3/7)

1.	Tulane	13-1
2.	Texas	17-1
3.	Cal State Fullerton	11-2
4.	South Carolina	12-1
5.	LSU	11-3
6.	Florida	11-3
7.	Miami	13-4
8.	Vanderbilt	10-0
9.	Texas A&M	12-4
10.	Rice	12-3
11.	Stanford	11-7
12.	Arizona	12-5
13.	Georgia	7-3
14.	North Carolina	9-3
15.	Georgia Tech	11-2
16.	Mississippi	9-3
17.	Florida State	19-1
18.	Arkansas	12-1
19.	Baylor	8-6
20.	College of Charleston	10-2
21.	Louisiana-Lafayette	14-1
22.	Texas Tech	14-2
23.	Oregon State	11-2
24.	Texas Christian	10-3
25.	USC	7-4

### Sports Weekly/ESPN (3/7)

1.	Texas	17-1
2.	Tulane	13-1
3.	Cal State Fullerton	11-2
4.	South Carolina	12-1
5.	LSU	11-3
6.	Miami (Fla.)	13-4
7.	Rice	12-3
8.	Florida State	19-1
9.	Arizona	12-5
	Stanford	11-7
11.	Arkansas	12-1
12.	Vanderbilt	10-0
13.	Georgia Tech	11-2
14.	Georgia	7-3
15.	Texas A&M	12-4
16.	Florida	11-3
17.	North Carolina	9-3
18.	Mississippi	9-3
19.	Wichita State	15-1
20.	USC	7-4
21.	Texas Tech	14-2
22.	Nebraska	8-2
23.	Baylor	8-6
24.	Louisiana-Lafayette	14-1
25.	TCU	10-3

### Collegiate Baseball (3/7)

1.	Texas	17-1
2.	Tulane	13-1
3.	Florida State	19-1
4.	South Carolina	12-1
5.	Cal State Fullerton	11-2
6.	LSU	11-3
7.	Rice	12-3
8.	Georgia Tech	11-2
9.	Wichita State	15-1
10.	Arkansas	12-1
11.	North Carolina	9-3
12.	Georgia	7-3
13.	Florida	11-3
14.	Miami, Fla.	13-4
15.	Stanford	11-7
16.	Arizona	12-5
17.	Texas A&M	12-4
18.	Mississippi State	6-0
19.	Louisiana-Lafayette	14-1
20.	Vanderbilt	10-0
21.	Mississippi	9-3
22.	USC	7-4
23.	Nebraska	8-2
24.	Michigan	5-2
25.	Coastal Carolina	10-2

### Recapping Last Weekend:

The Sun Devils continued its solid play winning all three games last weekend at the Keith LeClair Classic in Greenville, N.C. ASU opened the tournament with a 4-3 victory in 11 innings over No. 4 North Carolina. The Devils also earned wins over tournament host East Carolina (10-3) and Ohio State (3-0) to complete the perfect weekend. At the plate, ASU managed to hit only .210 (21-for-100) in the pitching-dominated tournament, but several players turned in great performances. Senior catcher Tuffy Gosewisch hit .364 (4-for-11) with a home run, four RBI and also recorded two walks. Junior right fielder Travis Buck also had a solid weekend at the plate going 5-for-14 (.357) with three doubles, two RBI and a pair of stolen bases. The pitching staff paved the way for ASU's three-game sweep, registering a dominating 1.55 ERA by allowing only five earned runs in 29.0 innings. Starters Pat Bresnehan (6.0 IP, 5 H, 0 R) and Erik Averill (6.1 IP, 6 H, 2 ER) each earned wins with solid outings. The bullpen was brilliant with Jason Urquidez, Brett Bordes and Tony Barnette combining to not allow a run in 11.0 innings. Urquidez earned the win over North Carolina by not allowing a hit in 5.1 scoreless innings.

### Team of the Week:

Following a perfect 3-0 weekend at the Keith LeClair Classic that included wins over No. 4 North Carolina, East Carolina and Ohio State, the Arizona State baseball team was named the National Team of the Week by SEBaseball.com. They were also named the West Team of the Week by college baseball beat writer Eric Sorenson.

### On the Road Again:

ASU takes back to the road this weekend for four games against LSU and Western Illinois in Baton Rouge, La. It marks the third and final cross-country flight for the Sun Devils this season. ASU is in the midst of a stretch of games in which they will spend four of five weeks on the road -- a span of games that includes a pair of road trips of seven and eight games, respectively. Following the Coca-Cola Spring Training Classic, ASU played five consecutive road games at Arizona and top-ranked Tulane. After a home series against nationally ranked Baylor (Feb. 25-27), ASU took back to the road for the Keith LeClair Classic hosted by East Carolina University (Mar. 4-6) and then two games each against LSU and Western Illinois (Mar. 11-13) in Baton Rouge, La.

### Taking on the Tough Guys:

This weekend's games against fifth-ranked LSU will continue a stretch of games in which the Sun Devils will play 11 of 15 games against top 10 opponents. ASU recently concluded a stretch of nine straight games against top 10 opponents, including winning three of the final four games against No. 8 Baylor and No. 4 North Carolina. The Sun Devils have played 13 of their 21 games this season against teams that have been ranked this season, going 4-9 against what could be considered the toughest schedule in the nation. Overall, 17 of ASU's first 31 games will come against a ranked opponent.

### A Classy Gesture:

Prior to ASU's game against East Carolina, every player and coach of the Sun Devil baseball team made its way from the playing field to the press box to pay honor to former ECU coach Keith LeClair. The team came up to LeClair's special area in the press box to speak to the former ECU coach who is battling Lou Gehrig's Disease. They presented LeClair and his family an Arizona State jersey signed by every member of the program and expressed their gratitude for being one of the first teams to play at the new stadium named in his honor.

### The Luck of the White Shoes:

The Sun Devils have found a small secret to success this season by going 5-1 when wearing white spikes this season. ASU is also 4-1 when wearing their home white "Devils" jersey. ASU is just 6-9 when wearing black spikes.

## 2005 ARIZONA STATE BASEBALL PROJECTED STARTING LINEUP

Arizona State Sun Devils (11-10 Overall, 0-0 Pac-10)

Batting Order	No.	Name (B/T)	Pos	Ht	Wt	Yr	Notes/Key Stats
1	2	J.J. Sferna (L/L)	CF	5-11	150	Fr.	Speedy CF hitting .282 with three stolen bases.
2	4	Travis Buck (L/R)	RF	6-2	205	Jr.	Hitting .464 (13x28) during six-game hitting streak.
inj	5	Joey Hooft (R/R)	3B	5-10	175	Sr.	Listed as probable with left hamstring injury.
3	9	Colin Curtis (L/L)	LF	6-1	195	So.	Hitting .342 (27x79) with 15 RBI, 7 SB.
4	11	Jeff Larish (L/R)	1B	6-2	200	Sr.	Hitting .274 with five home runs and 19 RBI.
5	39	Tuffy Gosewisch (R/R)	C	6-0	185	Sr.	Leads team hitting .354 (29x82) with 2 HR, 21 RBI.
6	18	Willy Fox (R/R)	DH	5-11	190	Fr.	Has recorded 11 RBI in five starts this season.
or	14	Rocky Laguna (R/L)	DH/RF	6-0	170	Fr.	Hitting .269 with three doubles and nine RBI.
7	15	Joe Persichina (L/R)	2B	6-0	192	So.	Hitting .204 with solid defense at second base.
8	7	Vinny Biancamano (R/R)	3B	6-0	180	Fr.	Toolsy freshman hitting .250 with 2 doubles.
or	28	Eric Sogard (L/R)	3B	5-9	170	Fr.	True freshman filling in for Joey Hooft.
9	12	Andrew Romine (B/R)	SS	6-2	170	Fr.	Slick fielding shortstop hitting .242.

### Probable Pitching Rotation:

S/R	No.	Name	Pos	Ht	Wt	Yr	Notes/Key Stats
SP	37	Zechry Zinicola	RHP	6-1	215	So.	2-1 with one save and a 3.74 ERA in seven games.
SP	40	Pat Bresnehan	RHP	6-1	200	So.	1-1 with 3.12 ERA and 27 K in 26.0 IP (3 GS).
SP	45	Erik Averill	LHP	6-2	199	Jr.	Leads pitching staff going 3-2 with 3.52 ERA (2 CG).
Rel	49	Brett Bordes	LHP	5-10	165	Jr.	Has 1.45 ERA in last four appearances (6.2 IP, 4 H).
Rel	50	Tony Barnette	RHP	6-2	175	Jr.	Leads Pac-10 with 12 appearances. 1-1, 6.04 ERA
Rel	34	Jason Urquidez	RHP	6-2	170	Sr.	As a reliever has not given up an ER in 14.0 IP.

\*Rotation/Starting Lineup Subject to Change



# Sun Devil Baseball 2005

## Gosewisch Named To Johnny Bench Award Watch List:

Arizona State senior starting catcher Tuffy Gosewisch has been named to the initial watch list for the 2005 Johnny Bench Catcher of the Year Award. ASU's three-year starter behind the plate was also named one of 15 semifinalists for the 2004 Bench Award. Gosewisch is in his third year as ASU's everyday starting catcher and has caught all but three innings of ASU's 21-game schedule so far in 2005. He is only the second three-year starting catcher in Sun Devil baseball history, joining former major leaguer and current Texas Ranger bench coach Don Wakamatsu. The senior backstop has gotten off to a torrid start in 2005, leading the Sun Devils (11-10) in several offensive categories. He is hitting .354 (29-for-82) with five doubles, two home runs and 21 RBI. He has recorded at least one hit in 18 of 21 games and has tabbed nine multi-hit and seven multi-RBI games this season. As stellar as his offensive production has been, Gosewisch has made the most impact behind the plate. He has a perfect 1.000 fielding percentage on 190 total chances. He has also thrown out 13 of 29 attempted base stealers (45%) and helped the pitching staff to a 170-54 strikeout-to-walk ratio. Arizona State has a long tradition with the Johnny Bench Catcher of the Year Award, with former Devil Casey Myers being selected as a finalist in 2000 and 2001.

## Bullpen Shines at Keith LeClair Classic:

While the entire pitching staff turned in a solid weekend with a combined 1.55 ERA by allowing only five earned runs in 29.0 innings, it was the bullpen that came up with the biggest performances of the weekend. Senior Jason Urquidez, junior Tony Barnette and junior Brett Bordes combined to allow only two hits and struck out 14 in 11.0 scoreless innings. Urquidez earned the win in Friday's 4-3 win over nationally ranked North Carolina, striking out nine and not allowing a hit in 5.1 innings. Barnette closed out the 10-3 win over East Carolina with 2.2 scoreless frames and Bordes clinched the weekend sweep giving up only one hit in three innings against Ohio State. Since moving to the bullpen, Urquidez has allowed only four hits and not allowed an earned run in his last five appearances (14.0 IP).

## Buck Continues Hot Hitting:

Junior right fielder Travis Buck continued his recent torrid streak at the plate hitting .357 (5-for-14) with three runs, three doubles, two RBI and seven stolen bases during ASU's perfect weekend at the Keith LeClair Classic. The preseason All-American has raised his batting average 69 points from .246 to .315 during his current six-game hitting streak. Over the last six games, Buck has recorded five multi-hit games and is batting .464 (13-for-28) with nine runs, three doubles, one home run and eight RBI. Overall, Buck is fourth on the team hitting .315 (28-for-89) with seven doubles, 12 RBI and six stolen bases. He is tied for the team lead with nine multi-hit games and has at least one hit in 17 of 21 games. He ranks fourth in the Pac-10 with 19 runs scored, third with seven doubles and second with seven stolen bases. With his outstanding week at the plate against Baylor (.571, 8-for-14, 6 H, 6 RBI, Buck was named the Pac-10 Player of the Week and was also named to the College Baseball Foundation Honor Roll. The Player of the Week honor was the fourth career award for Buck, while it was the 75th such honor for Arizona State University. He also won the award twice last season (Mar. 2, Mar. 9) and once during his freshman season (Apr. 1).

## Buck Prefers Hitting Second:

In his three seasons as a Sun Devil, junior right fielder Travis Buck has enjoyed his most success while hitting in the No. 2 spot in the lineup. In 84 career games in the No. 2 spot in the lineup, Buck is a career .405 (130-for-321) hitter with 101 runs scored, 11 home runs and 81 RBI. While hitting No. 2, Buck has accounted for 70% of his run production (81 of 116 RBI), 71% of his runs scored (101 of 142), 79% of his home runs (11 of 14) and 68% of his total hits (130 of 190). This season Buck is hitting .472 (17-for-36) with 10 runs scored and eight RBI in eight games batting in the second spot. He has combined to hit just .208 (11-for-53) when batting either leadoff (.118, 2-for-17) or third (.250, 9-for-36). Overall, the preseason All-American is a career .344 hitter (190-for-553) with 142 runs scored, 14 home runs and 116 RBI.

## Averill Earns National Pitcher of the Week Honors:

Arizona State junior left-handed pitcher Erik Averill is off to a fast start to the 2005 season and has been named to the watch list for the Roger Clemens National Pitcher of the Year Award. In six starts he is 3-2 with a 3.52 ERA and has a pair of complete-game victories to his credit. Averill ranks fourth in the Pac-10 with 36 strikeouts and is also third with 38.1 innings pitched. He has also walked only seven in his six appearances this season. He was named the Pro-Line Cap National Pitcher of the Week after throwing a complete-game, 14-strikeout shutout against New Mexico State (2/4) and backed that performance up with a complete-game, eight-strikeout win over South Alabama (2/12). The complete-game shutout against NMSU was the first by a Sun Devil since Jered Liebeck beat Long Beach State in 2003 to earn National Pitcher of the Week honors. His 14 strikeouts were also the most by a Sun Devil since Mike Esposito had 17 against Washington in 2002. The back-to-back complete games marks a first for the Sun Devils since 2002 (Robbie McClellan).

## Averill Proves To Be Strikeout Machine Since Summer in the Cape:

Adding in his stellar summer performance with the Orleans Cardinals in the prestigious Cape Cod League, junior LHP Erik Averill has registered 98 strikeouts and walked only 22 in the last 102.0 IP. Averill went 5-3 with one save and a 1.70 ERA in 10 games with Orleans and is off to a 3-2, 3.52 ERA start in six starts for the Sun Devils in 2005.

## Triple Your Pleasure:

After 21 games the Sun Devils already have six triples to rank second in the Pac-10. J.J. Sfera, Rocky Laguna, Andrew Romine, Jeff Larish, Tuffy Gosewisch and Colin Curtis have each recorded a three-bagger during the early part of the season. In 59 games last season, ASU had only seven triples, ranking 245th of 285 teams in the NCAA.

## ASU HEAD COACH

## Pat Murphy



Since inheriting the Sun Devil program in August of 1994, Arizona State Baseball Head Coach Pat Murphy has carefully nurtured the tradition of excellence in Tempe, at the same time establishing himself as one of the top collegiate head coaches in the nation. He has guided Arizona State to top-12 national rankings in four of the past eight seasons, including an appearance in the 1998 College World Series national championship game. Murphy has combined to go 412-206-1 in his 11 seasons in Tempe and posts an all-time 29-22 record in NCAA Tournament action. He has a career 785-377-4 record in 21 seasons as a head coach. Murphy recorded his 700th victory at the Division I level on April 2, 2004 in a 10-3 win over USC. In 18 seasons split between Notre Dame and ASU, Murphy has averaged over 40 wins per season. ASU set an NCAA record scoring in 506 consecutive games from 1995-2004 and set the NCAA record with 14 grand slams in 2004.

## Month by Month at ASU:

January .....	41-6
February .....	107-42
March .....	100-64-1
April .....	95-55
May .....	64-33
June .....	5-7

## Pat Murphy at ASU

Record at ASU .....	412-206-1
Pac-10 .....	148-115
Non-Conference .....	261-91-1
NCAA Tournament .....	20-14

Opening Day Record .....	9-2 (16-2 overall)
Earliest Start .....	Jan. 15, 1999 (Utah)
Latest Start .....	Feb. 6, 2004 (Florida State)

## Pat Murphy Year-by-Year

**Career Record:** 785-377-4/20th season  
**Division I Record:** 730-322-2/18th season  
**Arizona State Record:** 412-206-1/11th season

Year	School	Overall
2005	Arizona State	11-10
2004	Arizona State	41-18
2003	Arizona State	54-14
2002	Arizona State	37-21
2001	Arizona State	37-20-1
2000	Arizona State	44-15
1999	Arizona State	39-21
1998	Arizona State	41-23
1997	Arizona State	39-22
1996	Arizona State	35-21
1995	Arizona State	34-21
1994	Notre Dame	46-16
1993	Notre Dame	46-16
1992	Notre Dame	48-15
1991	Notre Dame	45-16
1990	Notre Dame	46-12
1989	Notre Dame	48-19-1
1988	Notre Dame	39-22
1987	Claremont-Mudd Scripps	21-18-1
1986	Claremont-Mudd Scripps	24-16
1983	Maryville (Tenn.)	10-21-1





# Sun Devil Baseball 2005

## The Larish Record Watch

### Career Home Runs:

1. Bob Homer (1976-78)	56
2. Mike Kelly (1989-91)	46
3. Barry Bonds (1983-85)	45
4. Dan Runsey (1986-89)	44
5. Andrew Beinbrink (1996-99)	40
6. Casey Myers (1998-2001)	39
7. Mitch Jones (1999-2000)	38
8. Jeremy West (2001-03)	36
Ted Dyson (1983-87)	36
Mike Soddors (1980-81)	36
--- Jeff Larish (2002-P)	33

### Career RBI:

1. Andrew Beinbrink (1996-99)	283
2. Casey Myers (1998-2001)	275
3. Clay Westlake (1973-76)	250
4. Bob Homer (1976-78)	229
5. Antone Williamson (1992-94)	203
6. Alvin Davis (1979-82)	200
7. Mike Kelly (1989-91)	194
Ken Landreaux (1974-76)	194
9. Jeff Larish (2002-P)	187
10. Alan Bannister (1970-72)	177

### Career Walks:

1. Alvin Davis (1979-82)	207
2. Andrew Beinbrink (1996-99)	154
3. Jeff Larish (2002-P)	152
4. Clay Westlake (1973-76)	148
5. Doug Newstrom (1991-93)	131

### Single-Season Walks:

1. Alvin Davis (1982)	87
2. Jeff Larish (2003)	78
3. Doug Newstrom (1993)	71
4. Doug Baker (1982)	70

### Single-Season RBI:

1. Chris Bando (1978)	102
2. Bob Homer (1978)	100
Mike Soddors (1981)	100
4. Casey Myers (2000)	97
5. Jeff Larish (2003)	95

## The .400 Club

Player	Avg.	Year
Paul Lo Duca	.446	1993
Mark Emster	.439	1999
Roger Schmuck	.434	1971
Hubie Brooks	.432	1978
Mike Soddors	.424	1981
Dan McKinley	.423	1997
Chris Bando	.415	1978
Willie Bloomquist	.414	1998
Casey Myers	.412	2000
Bob Homer	.412	1978
Kevin Romine	.410	1981
Kevin Romine	.406	1982
Ken Landreaux	.406	1976
Oddibe McDowell	.405	1984
Dustin Pedroia	.404	2003
Andrew Beinbrink	.402	1999

## National/Pac-10 Awards

### Pac-10 Player of the Week:

Travis Buck ..... Mar. 1

### National Player of the Week:

Averill (Feb. 7) ..... Collegiate Baseball  
Averill (Feb. 8) ..... NCBWA

### Clemens Award Watch List:

Erik Averill  
Jason Urquidez

### Wallace Award Watch List:

Travis Buck

### Bench Catcher of the Year Watch List:

Tuffy Gosewisch

### NCBWA Stopper of the Year:

Zechry Zinicola

### SEBaseball.com Team of the Week:

Arizona State ..... Mar. 7

## A Tough Slate For The Sun Devils:

After having the top-rated non-conference schedule in the nation last season, the Sun Devil baseball program has set another challenging slate for the 2005 season. ASU's rigorous 2005 schedule includes 23 games against eight teams ranked in the *Sports Weekly/ESPN* preseason top 25. Seventeen of ASU's first 31 games are against teams ranked that have been ranked in the national polls at some point this season. ASU is also playing 24 games against teams ranked in the *Baseball America* preseason top 40 and 24 games against teams listed in the *Collegiate Baseball* top 40. Here is a look at the games ASU has played against ranked opponents this season:

Team	Games	Ranking vs. ASU	Current Ranking	Highest Ranking	Current Record
Tulane	3	#1 (BA)	#1 (BA)	#1 (BA)	14-1
North Carolina	1	#4 (CB)	#11 (CB)	#4 (CB)	9-3
Arizona	2	#9 (SW)/#7 (SW)	#9 (SW)	#7 (SW)	12-5
Baylor	3	#8 (BA)	#19 (BA)	#8 (BA)	8-7
Long Beach State	3	#14 (CB)	NR	#12 (SW/CB)	12-7
Oregon State	1	NR	#22 (NCBWA)	#22 (NCBWA)	11-2

## The All-Time Series vs. LSU:

The Sun Devils and Tigers have met only six times in the illustrious history of both storied programs, with all coming in the last six years. ASU and LSU squared off on the diamond for the first time in 2000 in a three-game series at Alex Box Stadium with the Tigers taking two of three. LSU returned the trip the following year with a three-game set in Tempe, taking the first two games of the series before the Sunday game ended in a 5-5 tie due to LSU's travel plans. LSU has won five national championships (1991, 1993, 1996, 1997, 2000) in the last 14 years and have advanced to the College World Series in 13 of the last 19 years.

## Scouting LSU:

LSU enters the weekend with a 11-4 record and have lost three of their last five games, including a 6-2 loss to top-ranked and rival Tulane Tuesday night at Alex Box Stadium. The Tigers are hitting .293 (156-for-532) with 31 doubles, three triples, 15 home runs and are 7-for-9 stealing bases. LSU has out-scored its opponent 121-64. Senior second baseman Clay Harris leads the Tigers hitting .389 (21-for-54) with five doubles, two home runs and 12 RBI. Senior outfielder Ryan Patterson is hitting .364 (20-for-55) with 21 runs scored, seven doubles, two home runs and a .600 slugging percentage. The pitching staff has combined for a 3.45 ERA and registered 135 strikeouts in 133.0 innings. The starting pitching trio of left-handers Lane Mestepay (3-1, 1.42), Clay Dirks (4-0, 2.66 ERA) and Greg Smith (3-1, 2.70 ERA) have accounted for all but one of LSU's 11 victories.

## Scouting Western Illinois:

The Sun Devils and Leathernecks meet for the first time on the diamond. Western Illinois enters the weekend series with a 4-10 record and currently has a seven-game losing streak. WIU earned an impressive 6-1 victory over No. 22 Texas Tech (2/19) with senior RHP Pat Kohorst (scheduled to pitch Saturday vs. ASU) scattering eight hits and one run in 8.1 innings. Kohorst leads the team with a 3-2 record and a 2.64 ERA. Left fielder Kyle Malan leads WIU hitting .354 (17-for-48) with two home runs and 16 RBI.

## Hitting Streaks:

A pair of Sun Devils currently have hitting streaks of two or more games heading into weekend series in Baton Rouge, La. Junior right fielder Travis Buck has a current six-game streak in which he is hitting .464 (13-for-28) with three doubles, one home run and eight RBI. Here is a look at ASU players with current hitting streaks:

Player	Current Streak	Statistics During Streak
Travis Buck	6 Games	.464, 13-for-28, 9 R, 3 2B, HR, 8 RBI, 5 SB
Tuffy Gosewisch	2 Games	.667, 4-for-6, 3 R, HR, 4 RBI

## 2005 ARIZONA STATE BASEBALL PRESEASON AWARDS

### Baseball America Preseason All-Americans:

Travis Buck - 1st team  
Jeff Larish - 3rd team

### Baseball America Preseason All-Pac-10:

Jeff Larish - DH  
Travis Buck - OF

### Baseball America Top Pac-10 Newcomers:

Andrew Romine - No. 2

### Baseball America Top Pac-10 Prospects:

Travis Buck - No. 3  
Jeff Larish - No. 10

### Baseball America Pac-10 Best Tools:

Travis Buck - Best Outfield Arm  
Travis Buck - Best Athlete  
Jeff Larish - Best Strike-Zone Discipline  
Zechry Zinicola - Best Fastball

### Baseball America's Fab 50 By Class:

**Freshman:**  
Andrew Romine - No. 3  
J.J. Sferri - No. 33

**Sophomores:**  
Colin Curtis - No. 26

**Juniors:**  
Travis Buck - No. 13

**Seniors:**  
Jeff Larish - No. 1  
Jason Urquidez - No. 6

### Collegiate Baseball Preseason All-Americans:

Travis Buck - 3rd team  
Jason Urquidez - 3rd team  
Jeff Larish - 3rd team

### NCBWA Preseason All-Americans:

Travis Buck - 2nd team  
Jason Urquidez - 2nd team



# Sun Devil Baseball 2005

## Welcome To the Show:

A total of 15 players have made their ASU debuts in the first 21 games of the season. Four newcomers were in the starting lineup on opening day, including Joey Hooft (DH), Andrew Romine (SS), J.J. Sfera (CF) and Vinny Biancamano (2B). Freshman third baseman Eric Sogard made his debut in the Maroon and Gold in the Baylor series, becoming the ninth true freshman have made it into a game this season. ASU has now started six true freshman and two redshirt freshman position players this season. The Sun Devil roster consists of 18 of 30 active players that have never seen action before this season.

## Put The Record Book Away:

The Sun Devils snapped a school-record-tying six-game losing streak with a 5-3 victory to open the series against the No. 8 Baylor Bears (2/25). Five of the six losses during the streak came against teams ranked in the top 10 nationally, including a three-game sweep at the hands of No. 1 Tulane. Here is a look at ASU's six, six-game losing streaks in school history dating back to the start of varsity baseball in 1959:

Year	Opponents	Game 7
2005	Gonzaga, Arizona - 2, Tulane - 3	Baylor (W, 5-3)
1998	Oklahoma, USC - 3, Fresno State - 2	California (W, 6-1)
1993	California - 3, UND, USC - 2	USC (W, 6-5)
1988	California - 3, USC - 3	Hawaii (W, 11-3)
1986	UCLA - 3, Arizona - 3	San Francisco (W, 20-1) -- first game of 1987
1962	Michigan, Cal Poly, USC, Cal LA, LA St., SJSC	Los Angeles State College (W, 2-1)

## A Good Omen:

ASU last endured a six-game losing streak in 1998 and finished up strong winning 18 of its last 27 regular season games that season to earn a spot in the NCAA Tournament. After breezing through the regional at Wichita State, the Sun Devils advanced to the College World Series and played for the National Championship against USC.

## Devils Facing Big League Arms:

The Sun Devils squared off against North Carolina left-handed pitcher Andrew Miller last Friday night, marking the seventh preseason All-American pitcher ASU has faced this season. In addition to Miller, who is listed by Baseball America as the No. 1 sophomore in the nation, Sun Devils have already faced Cesar Ramos (Long Beach State), Brian Bogusevic (Tulane), Micah Owings (Tulane), Neil Jamison (Long Beach State), P.J. Walters (South Alabama) and Mark McCormick (Baylor). ASU also beat a second-round (Trey Taylor) and third-round (Cory VanAllen) draft pick during the Baylor series.

## Team Speed:

The Sun Devils lead the Pac-10 in stolen bases and are 40-for-56 (71%) on the season. At one point early in the season the Sun Devils had a streak of 17 consecutive that ended during the Coca-Cola Classic. ASU has four of the top 10 base stealers in the Pac-10, with Travis Buck and Colin Curtis tying for second with seven. Senior Joey Hooft ranks sixth with six stolen bases and redshirt freshman Rocky Laguna is tied for seventh with five. Laguna tied the ASU single-game record with four stolen bases against New Mexico State (2/7). A total of 10 different Sun Devils have recorded a stolen base and eight players have two or more steals. Buck currently has a string of five straight games with a stolen base. In 2004, ASU had only 56 total stolen bases.

## Dominating the Arizona Baseball Rivalry:

Arizona and Arizona State are the only two Division I baseball programs in the state of Arizona and have met 409 times since 1907. While Arizona leads the overall rivalry 222-188, ASU leads the series 165-105 since the school officially adopted the program as a varsity sport in 1959. Additionally, ASU has dominated the rivalry in recent years, winning 16 of the last 22 (16-6) games since 2000. The Sun Devils won four of the five meetings in 2004 and seven of the last 10 overall. Since head coach Pat Murphy took over the program in 1995, ASU is 34-18 (.654) and has never lost a season series to the Wildcats. ASU is 0-2 against Arizona in a pair of non-conference games this season and is schedule to face the Wildcats again in a three-game Pac-10 series May 14-16 in Tempe.

## Larish Moves Into Top 10 For Career RBI:

Senior first baseman Jeff Larish is second on the team and sixth in the Pac-10 with 19 RBI this season and ranks ninth in the ASU record books with 187 career RBI. Larish needs just seven more RBI to move into a tie for seventh in the record books with Mike Kelly (1989-91) and Ken Landreaux (1974-76). Four-year starter Andrew Beinbrink (1996-99) holds the school record with 283 career RBI. Larish also ranks fifth in the single-season record books with his 95 RBI as a sophomore. In 177 career games, Larish has recorded at least one RBI in 91 games (51%) and has 49 career multi-RBI games. The senior preseason All-American also leads the team with five home runs this season and has 33 in his career to move to within three of cracking the all-time top 10 in ASU history.

Year	Avg	GP-GS	AB	R	H	2B	3B	HR	RBI	BB	SO	SB-ATT
2002....	.328	34-33	128	31	42	4	3	3	24	29	19	0-1
2003....	.372	65-64	234	80	87	18	2	18	95	78	42	3-5
2004....	.308	57-57	237	46	73	17	0	7	49	35	50	3-7
2005....	.274	21-21	84	16	23	6	1	5	19	10	22	1-1
<b>TOTAL...</b>	<b>.329</b>	<b>177-175</b>	<b>683</b>	<b>173</b>	<b>225</b>	<b>45</b>	<b>6</b>	<b>33</b>	<b>187</b>	<b>152</b>	<b>133</b>	<b>7-14</b>

## Urquidez Dominating Out of the Bullpen:

Senior right-handed pitcher Jason Urquidez has dominated since moving to the bullpen. In his five appearances as a reliever (all games against top 10 teams), Urquidez has not allowed an earned run and surrendered only four hits (three singles, one double) in 14.0 innings. He has struck out 16 and opposing hitters are batting only .089 off him as a reliever. Overall, Urquidez is 3-2 with a 4.71 ERA in nine appearances (36.1 IP).

## 2005 Statistical Comparison

Category	ASU	LSU	WIU
Games	21	15	14
Average	.278	.293	.262
Runs	124	121	87
Hits	204	156	116
2B	37	31	22
3B	6	3	2
HR	11	15	8
SB	40	17	19
SLG%	.390	.447	.375
ERA	4.53	3.45	7.13
SO	170	135	73
BB	64	50	69

## Devils in the Polls...

	BA	SW	CB	NCBWA
<b>PS</b>	9	9	11	9
<b>2/7</b>	12	13	18	17
<b>2/14</b>	11	18	23	15
<b>2/21</b>	NR	RV	NR	RV
<b>2/28</b>	NR	RV	NR	RV
<b>3/7</b>	NR	RV	NR	RV
<b>3/14</b>	--	--	--	--
<b>3/21</b>	--	--	--	--
<b>3/29</b>	--	--	--	--
<b>4/4</b>	--	--	--	--
<b>4/11</b>	--	--	--	--
<b>4/18</b>	--	--	--	--
<b>4/25</b>	--	--	--	--
<b>5/2</b>	--	--	--	--
<b>5/9</b>	--	--	--	--
<b>5/16</b>	--	--	--	--
<b>5/23</b>	--	--	--	--
<b>5/30</b>	--	--	--	--

## ASU Quick Facts/Notes

### 2005 Team Information

Letterman Returning/Lost .....	15/8
Pitchers .....	7/4
Position Players .....	8/4
Starters Returning/Lost .....	12/5
Top Pitchers .....	5/1
Top Position Players .....	7/4
Newcomers .....	14

### 2004 in Review

Record .....	41-18
Home .....	25-9
Away .....	16-9
Pac-10 Record (Finish) .....	13-11 (4th)
Home .....	6-6
Away .....	7-5
Final Rankings .....	22 (BA), 20 (SW), 23 (CB)

### Arizona State Postseason History

NCAA Appearances .....	28
NCAA Record .....	129-55 (.707)
CWS Appearances .....	18
National Championships .....	5
CWS Runner-Up Finishes .....	5
Last CWS Appearance .....	1998 (2nd)
College World Series Record .....	55-30 (.647)
Regional Titles (last) .....	13 (2003)

### Baseball History

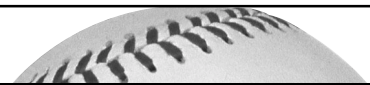
All-Time Record .....	2,369-1,164-6
Early Record .....	333-338-5
Modern Record .....	2,036-819-1
Packard Stadium .....	849-248-1 (31)
Best Record All-Time .....	59-8 (1973)
School Record Wins in a Season .....	65 ('76)

### Media Relations Information

Baseball Contact .....	Jeff Evans
Evans' E-Mail .....	jeff.evans@asu.edu
Evans' Direct Line .....	(480) 965-6594
Evans' Cell .....	(480) 734-7791
Phone .....	(480) 965-6592
Fax .....	(480) 965-5408
Packard Box Phone .....	(480) 727-7253
Website .....	www.TheSunDevils.com
Evans' Record at ASU .....	180-83-1



# Sun Devil Baseball 2005



## 2005 Pac-10 Baseball

Team	Pac-10	Overall
Oregon State	0-0	11-2
Arizona	0-0	12-5
California	0-0	11-6
USC	0-0	7-5
Stanford	0-0	11-7
Washington State	0-0	10-8
Washington	0-0	10-7
Arizona State	0-0	11-10
UCLA	0-0	7-10

## Where ASU Ranks in the Pac-10

### Team Offensive Rankings:

Avg.	278	5th
Runs	124	3rd
Hits	204	2nd
Doubles	37	2nd
Triples	6	2nd
Home Runs	11	4th
RBI	112	3rd
OB %	362	7th
SLG %	390	7th
Walks	86	1st
Stolen Bases	40	1st

### Team Pitching/Defense Rankings:

ERA	4.53	8th
Strikeouts	170	2nd
Wins	11	2nd
Saves	2	8th
Opposing Avg.	272	7th
Innings Pitched	192.2	1st
Walks	64	5th
FLD %	949	8th

### Jeff Larish:

RBI	19	6th
Home Runs	5	3rd
Plate Appearances	96	3rd
At-Bats	84	2nd
Chances	198	1st
Putouts	181	1st
FLD DP	13	3rd

### Travis Buck:

Runs	19	4th
Hits	28	5th
Doubles	7	3rd
Total Bases	38	10th
Stolen Bases	7	2nd

### Colin Curtis:

Hits	27	7th
On Base %	471	10th
Walks	19	1st
Stolen Bases	7	2nd

### Tuffy Gosewisch:

Hits	29	3rd
RBI	21	4th
Total Bases	42	6th
HBP	4	7th
Sac Flies	3	2nd
Chances	190	2nd
Putouts	163	2nd
FLD %	1.000	1st

### Joey Hooft:

Stolen Bases	6	6th
--------------	---	-----

### Rocky Laguna:

Stolen Bases	5	7th
--------------	---	-----

### J.J. Sferra:

Sac Bunts	3	3rd
-----------	---	-----

### Erik Averill:

Innings	38.1	3rd
Strikeouts	36	4th
Wins	3	4th

### Jason Urquidez:

Strikeouts	34	5th
Innings	36.1	4th
Appearances	9	4th

## From Batboy To Center Field:

Freshman outfielder J.J. Sferra is no stranger to the batters box at Packard Stadium, only in 2005 he will be hitting there, instead of picking up bats. The son of 10th-year assistant coach Jay Sferra, the younger Sferra spent several seasons in the late 90's as ASU's batboy, including duties at the 1998 College World Series. After a stellar prep career at Mountain Pointe High School, Sferra has become a mainstay in center field for the Sun Devils. He is listed at the No. 33 top incoming freshman in the nation by Baseball America. He has started 19 of ASU's 21 games this season and is hitting .282 (20-for-71) with three doubles, one triple, six RBI and three stolen bases. He also leads ASU with five bunt base hits and three sacrifice bunts.

## Curtis Coming of Age:

Sophomore left fielder Colin Curtis is second the team with a .342 (27-for-79) batting average and has recorded at least one hit in 15 of 21 games. Curtis is also among the Pac-10 leaders with 15 RBI, 19 walks and seven stolen bases. In addition, he has recorded eight multi-hit games and has four games with two or more RBI. He set a career-high with four hits in ASU's 7-6 loss in 14 innings to Arizona (2/15). Curtis came up with the game-winning single with two outs in the bottom of the ninth inning in a 11-10 win over New Mexico State (2/7). Curtis was named honorable mention All-Pac-10 as a freshman last season after hitting .300 (57-for-190) with five home runs, 36 RBI and 12 stolen bases.

Year	Avg	GP-GS	AB	R	H	2B	3B	HR	RBI	BB	SO	SB-ATT
2004....	.300	57-57	190	37	57	11	0	5	36	38	39	12-14
2005....	.342	21-21	79	13	27	2	1	0	15	19	11	7-9
<b>TOTAL...</b>	<b>.312</b>	<b>78-78</b>	<b>269</b>	<b>50</b>	<b>84</b>	<b>13</b>	<b>1</b>	<b>5</b>	<b>51</b>	<b>57</b>	<b>50</b>	<b>19-23</b>

## Tuffy Keeps Getting Tougher:

Senior catcher Tuffy Gosewisch joins former Sun Devil Don Wakamatsu (1982-85) as the only other full-time, three-year starter at the catching position in school history. Gosewisch has started 136 games behind the plate over the last three seasons and has combined to go 141-for-414 (.341). He has been ASU's most consistent hitter with hits in 18 of 21 games and leads the team with seven multi-RBI games. The 2004 Johnny Bench Catcher of the Year semifinalist and one of 37 players named to the 2005 Bench Award Watch List, is a career .325 hitter with six home runs, 113 RBI and a .993 fielding percentage. A top candidate for the 2005 Bench Award, Gosewisch has been perfect behind the dish this year with a 1.000 fielding percentage in 190 total chances. He has gunned down 13 of 29 base stealers and has not allowed a passed ball. He has caught all but three innings this season and showed his true "tuffness" when he played the next day after suffering a mild concussion and had several stitches after being hit in the head against Baylor (2/25). Here is a look at Tuffy's progression at the plate in games started during his Sun Devil career:

## Gosewisch as a Starting Catcher:

**2002:** 12 games started (1-for-29, .034)

**2003:** 45 games started (45-for-136, .331)

**2004:** 58 games started (67-for-196, .342)

**2005:** 21 games started (29-for-82, .354)

Year	Avg	GP-GS	AB	R	H	2B	3B	HR	RBI	BB	SO	SB-ATT
2002....	.128	30-12	39	6	5	0	0	0	2	4	12	0-0
2003....	.340	59-45	144	41	49	9	0	2	41	22	19	2-2
2004....	.342	59-58	199	36	68	14	1	2	49	31	37	0-2
2005....	.354	21-21	82	12	29	5	1	2	21	6	13	2-4
<b>TOTAL...</b>	<b>.325</b>	<b>169-136</b>	<b>464</b>	<b>95</b>	<b>151</b>	<b>28</b>	<b>2</b>	<b>6</b>	<b>113</b>	<b>63</b>	<b>81</b>	<b>4-8</b>

## Home vs. Away:

The Sun Devils are 6-4 at Packard Stadium this season and 5-6 on the road. ASU's win against East Carolina marked the first win against a team in its home park, as the Sun Devils dropped five straight road games to Tulane and Arizona. ASU is 4-1 in games played at a neutral start. The proof is in the statistics as ASU is hitting .320 at Packard Stadium and only .239 on the road. Adversely, ASU's stellar pitching performance over the weekend at the Keith LeClair Classic (1.55 ERA) lowered the road ERA from 5.57 to 4.25. The pitching staff owns a 4.85 ERA in games played at Packard Stadium.

## Pole Position:

For the first time since the start of the 2000 season, Arizona State University does not own a spot in the national top 25 in any of the four major national polls. ASU's recent six-game losing streak dropped them from No. 11 in the *Baseball America* poll to completely out of the rankings. It brings an end to a streak of being ranked for 100 consecutive weeks in the national polls dating back to the start of the 2000 season.

## Just a Walk in the Park For Larish:

Senior first baseman Jeff Larish is third in ASU history with 152 career walks (see list on page 4) and has recorded at least one walk in 106 of 177 career games. His 78 walks in 2003 are second most in ASU single-season history and he is only the second player in school history to join the 70/70 (RBI/BB) club in a season. Former major leaguer Alvin Davis recorded 87 walks and 91 RBI in 1982 and holds the school record with 207 career walks. Additionally, the third-team preseason All-American (*Collegiate Baseball/ Baseball America*) has recorded 36 career multi-walk games, 67 multi-hit games, 49 multi-RBI contests and 84 career extra base hits for a .558 slugging percentage. He has recorded a hit in 77% of his games played (137 of 177). Larish jumped into the national spotlight during his sophomore season (2003) in which he was named a first-team All-American after hitting .372 (87-for-234) with 80 runs, 18 doubles, 18 home runs, 95 RBI and 78 walks. Larish was also a first-team Summer All-American in 2003 after leading the USA Baseball National Team to a silver medal in the Pan Am Games in Santo Domingo, Dominican Republic and led Team USA with 23 RBI and eight home runs.





# Sun Devil Baseball 2005

## It's All About Family For Romine, Gosewisch, Bordes and Sferra:

Father/son combinations and brothers have played a unique part of the storied history of Arizona State Baseball. In all, four father/son combinations have played at Arizona State including current freshman shortstop Andrew Romine and his father, Kevin. Kevin Romine played at ASU from 1981-82 and later went on to play seven years with the Boston Red Sox. He holds the ASU career batting average record hitting .408 (223-for-547) and helped lead ASU to the 1981 National Championship. Assistant coach Jay J. Sferra will also get the chance to coach his son, freshman outfielder J.J. Sferra. Father Eddie Bane (1971-73) and son Jaymie Bane (1997), Casey Myers (1998-2001) and his father Clint Myers (1971-73) and Brian Berger (2000) and his father Bill Berger (1970-73) round out the four father/son combos to don the Sun Devil uniform. Nine sets of brothers have graced the ASU rosters through the years, including senior catcher Tuffy Gosewisch and his brother Chip (1996-99) and junior pitcher Brett Bordes and his freshman brother Greg. The other brother combinations include Chris (1975-78) and Sal (1964-65) Bando, Kevin (1978-81) and Pat (1980-82) Dukes, Byron (1979), Dale (1976-79) and Larry (1976-78) Eiler, Greg (1968) and Skip (1964) Hancock, Darrell (1974-77) and Dwayne (1979) Jackson, Jeff (1994) and Mike (1993) Rensmeyer, and John (1971-73) and Tom (1973-75) Sain. Of the nine sets of brothers, four sets played at least one year together at Arizona State.

## Zinicola Proves Worth As Starting Pitcher:

Sophomore right-hander Zechry Zinicola was recently named to the initial watch list for the NCBWA Stopper of the Year, but you probably won't see him as ASU's closer anymore. Zinicola has moved into the starting rotation and will likely be ASU's Friday night pitcher. In three starts this season he is 0-1 with a 2.81 ERA allowing only five earned runs in 16.0 innings. Overall he is 2-1 with one save and a 3.74 ERA. In seven career starts, Zinicola is 1-1 with a 3.09 ERA with 28 strikeouts and only 10 walks in 32.0 IP.

## Team USA Connections:

Junior right fielder Travis Buck faced another of his Team USA teammates last weekend when the Sun Devils played North Carolina. UNC sophomore right-handed pitcher Daniel Bard teamed with Buck on the Gold Medal winning USA Baseball National Team. Buck was named a first-team Summer All-American by *Baseball America* after hitting .412 (28-for-68) with six multi-hit games, two home runs and 14 RBI. He was a big part of Team USA's impressive end-of-the-summer run that saw the Red, White and Blue win the gold medal at the FISU World University Baseball Championship in Tainan, Taiwan. Buck became the seventh Sun Devil since 1998 to play on the USA Baseball National Team. Of the 22 players on the 2004 National Team, Buck will play against nine of his summer teammates (Troy Tulowitzki, Jed Lowrie, John Mayberry Jr., Trevor Crowe, Mark Romanczuk, Ian Kennedy, Jeff Clement, Daniel Bard, Cesar Ramos).

## Watch Out For Falling ERA:

The Sun Devil pitching staff has caught fire over the last six games to lower the team ERA by over one full point from 5.71 to its current mark of 4.53. During the six-game stretch, the ASU hurlers have combined for a 2.05 ERA with 49 strikeouts and have allowed a .210 opponents batting average. Senior reliever Jason Urquidez is 2-1 with a 0.00 ERA in 12.2 innings and the bullpen has given up only one earned run over the last 24.0 innings.

## Buck and Larish Named Preseason All-Pac-10 by Baseball America:

Arizona State had a pair of players named to the annual preseason All-Pac-10 team as selected by *Baseball America*. Junior right fielder Travis Buck (OF) and senior third baseman Jeff Larish (DH) both were named to the squad. In addition, Larish was voted as having the "best strike zone discipline" and Buck was voted as having the "best outfield arm" and as being the "best all-around athlete" in the league. Buck was also named the Pac-10's No. 3 prospect for the 2005 MLB Draft. Other preseason honors handed out to the Devils by *Baseball America* included shortstop Andrew Romine being named the Pac-10's No. 2 top newcomer and sophomore closer Zechry Zinicola recognized as having the league's best fastball.

## Preseason All-Americans:

The Sun Devils feature a trio of preseason All-Americans in 2005. Senior third baseman Jeff Larish, junior right fielder Travis Buck and senior right-handed pitcher Jason Urquidez all earned national preseason honors from various publications. Buck, who hit .373 with nine home runs and 58 RBI last season, earned first-team honors from *Baseball America*, second-team from *NCBWA* and third-team from *Collegiate Baseball*. Buck was also named to the initial watch list for the Brooks Wallace Player of the Year award. Larish was a third-team selection by *Baseball America* and Urquidez was second-team by the *NCBWA* and third-team by *Collegiate Baseball*.

## Five Sun Devils Ranked Among Nation's Top 50:

Five Arizona State Sun Devils have been ranked among the nation's top 50 of their class in the 2005 *Baseball America* College Baseball Preview. In the Freshmen Fab 50, shortstop Andrew Romine (#3) and outfielder J.J. Sferra (#33) were both ranked. Left fielder Colin Curtis ranked No. 26 among the sophomores and right fielder Travis Buck was listed No. 13 amongst the star-studded junior class. Seniors Jeff Larish (#1) and Jason Urquidez (#6) were ranked among the top 10 seniors in the nation.

## Quick Hits... Part 2:

- ... The Sun Devils are 5-1 this season while wearing their white spikes and 4-1 when wearing their white uniforms.
- ... Jeff Larish is a career .352 hitter while playing first base and hitting .312 while playing 3B/LF/DH.
- ... ASU's 3-0 win over Ohio State as the second shutout of the year and marked ASU's first win on Sunday.
- ... Colin Curtis leads the Pac-10 with 19 walks and is seventh with 27 hits.
- ... The two complete games by Averill match or exceed the entire season totals from 2001 (1), 2003 (1) and 2004 (2).
- ... Three ASU recruits (Ike Davis, Preston Paramore, Michael Bowden) were named preseason high school All-Americans by *Baseball America*.
- ... Willy Fox recorded a single vs. Baylor (2/26) in the 100,000th career at-bat in ASU varsity history (1959-P).

## All-Time NCAA Victories

School	Record
1. Fordham (146) .....	3,199-1,606-42
2. Texas (108) .....	2,915-1,009-30
3. USC (110) .....	2,496-1,279-28
4. Michigan (137) .....	2,410-1,358-37
5. Stanford (111) .....	2,403-1,498-32
6. Arizona State (93) .....	2,358-1,154-6
7. WSU (109) .....	2,330-1,372-17
8. Arizona (100) .....	2,309-1,206-22
9. Clemson (107) .....	2,267-1,260-29
10. Harvard (136) .....	2,254-1,422-32
11. Florida St. (57) .....	2,235-823-9
12. N. Carolina (114) .....	2,194-1,298-36
13. Illinois (125) .....	2,187-1,327-34
14. Minnesota (113) .....	2,179-1,277-26
15. California (123) .....	2,170-1,597-13
16. Miss. St. (114) .....	2,140-1,204-28
17. Texas A&M (102) .....	2,136-1,207-34
18. Alabama (111) .....	2,130-1,214-23
19. Yale (139) .....	2,115-1,823-42
20. Ohio State (121) .....	2,112-1,362-41

\* Prior to start of 2005 Baseball Season.\*

## Winningest Teams of the Decade (2000-04)

School	Record	Pct.
1. Southern	188-59	.761
2. Notre Dame	241-79-1	.752
3. Oral Roberts	236-78	.752
4. South Carolina	260-87	.749
5. Rice	246-83	.748
6. Stanford	245-83	.747
7. Florida State	259-88-1	.746
8. Texas	247-97	.718
9. Georgia Tech	231-91	.717
10. Miami (Fla.)	223-90-2	.711
11. East Carolina	219-89-2	.710
12. Nebraska	231-95	.709
13. Arizona State	213-88-1	.707
14. Florida Atlantic	219-97	.693
15. LSU	231-102-2	.693
16. CS Fullerton	220-99	.690
17. Wichita State	231-105	.688
18. UCF	213-98	.685
19. Clemson	224-105	.681
20. Tulane	216-101-1	.681

\* Prior to start of 2005 Baseball Season.\*

## ALL-TOURNAMENT

### Bob Schaefer Memorial Tournament:

J.J. Sferra  
Erik Averill  
Tuffy Gosewisch  
Colin Curtis  
Andrew Romine

### Coca-Cola Spring Training Classic:

Erik Averill  
Jeff Larish  
Joey Hooft  
Joe Persichina

## Kings of the Draft:

Over the last 11 years, ASU leads all colleges with 87 draft picks. Here is a look at the top colleges for producing players for the annual MLB June Amateur Draft over the last 11 years (1994-2004):

Arizona State .....	87
Miami (Fla.) .....	80
Cal State Fullerton .....	78
Stanford .....	74
Long Beach State .....	73
Rice .....	67
LSU .....	67
Texas A&M .....	67
USC .....	65
Wichita State .....	64



# Sun Devil Baseball 2005

## Media Information:

**Baseball Contact:** Jeff Evans  
**SID Phone:** (480) 965-6592  
**Evans Cell:** (480) 734-7791  
**Evans' Direct Line:** (480) 965-6594  
**SID Fax:** (480) 965-5408  
**Press Box:** (480) 727-7253  
**Evans' E-Mail:** jeff.evans@asu.edu  
**Website:** www.TheSunDevils.com  
**Mailing Address:**  
 Carson Center Room 131  
 Media Relations  
 Arizona State University  
 Tempe, AZ 85287-2505

## Interviews:

All interviews with players and the coaching staff need to be cleared through the ASU media relations office and Jeff Evans. If you wish to talk to any Sun Devil player or head coach Pat Murphy, please contact Evans via the above information.

## Media Guides:

Media guides will be available to working press only and can be purchased by fans at home games at Packard Stadium for \$8. Press guides will not be distributed to fans from the press box or the media relations office. The 2005 ASU Baseball Media Guide is also available online at [www.thesundevils.com](http://www.thesundevils.com) in .pdf format.

## Game Notes and Statistics:

Game notes and statistics will be distributed to all working media and scouts on game days at Packard Stadium. Copies will also be made available in the press box. The statistics are for working press, scouts and coaches only. A complete statistical book containing box score, play-by-play and game notes will also be available in the press box for working media following each home game. All information will be made available to fans and ASU supporters through the school's official athletic website, [www.TheSunDevils.com](http://www.TheSunDevils.com).

## Live Stats/GameTracker:

While only certain games can be accessed by radio either through the internet or in the greater Phoenix area, every home game and selected road games can be tracked through live statistical updates on ASU's official website, [www.TheSunDevils.com](http://www.TheSunDevils.com).

DEVILS

## Urquidez Among Top Returning Pitchers in NCAA:

Senior RHP Jason Urquidez is 3-2 with a 4.71 ERA in nine appearances this season. He made his first four appearances as a starter, but has since moved to the bullpen where he has not given up an earned run in five outings (14.0 IP). He entered the year as one of only eight pitchers in the NCAA to return 12 or more wins from last season. Urquidez earned first-team All-Pac-10 and honorable mention CollegeBaseballInsider.com All-America honors last season while leading the league with 12 wins. He went 12-3 with a 3.41 ERA and struck out a team-high 94 batters in 97.2 innings. He earned national acclaim and a spot on the Clemens Award Watch List after posting a complete-game, three-hit victory over defending national champion Rice on Feb. 22, 2004. He out-duelled eventual first-round draft pick Jeff Niemann and was named the Pac-10 and National Pitcher of the Week. Urquidez was selected as a preseason All-American by the *NCBWA* (2nd team) and *Collegiate Baseball* (3rd team) and is listed as the No. 6 senior in the nation by *Baseball America*. Below is a look at the top returning pitchers for 2005 and Urquidez's career statistics as a Sun Devil:

Name, Team	YR	Pos	App	IP	W	L	PCT
Ricky Romero, Cal State Fullerton	Jr.	LHP	22	155.0	14	4	.778
Dennis Bigley, Oral Roberts	Sr.	RHP	16	117.7	13	1	.929
Aaron Rawl, South Carolina	Sr.	RHP	20	122.0	13	4	.765
Cesar Carrillo, Miami (Fla.)	Jr.	RHP	19	113.2	12	0	1.000
Rowdy Hardy, Austin Peay	Jr.	LHP	18	118.0	12	3	.800
Jason Urquidez, Arizona State	Sr.	RHP	19	97.7	12	3	.800
Ronald Hill, UNC Wilmington	Sr.	RHP	19	104.3	12	4	.750
Cesar Ramos, Long Beach State	Jr.	LHP	19	133.7	12	4	.750

Year	ERA	W-L	App	GS	CG	SHO/CBO	SV	IP	H	R	ER	BB	SO
2004....	3.41	12-3	19	17	1	0/1	0	97.2	90	40	37	47	94
2005....	4.71	3-2	9	4	0	0/0	0	36.1	35	25	19	17	34
<b>TOTAL...</b>	<b>3.76</b>	<b>15-5</b>	<b>28</b>	<b>21</b>	<b>1</b>	<b>0/1</b>	<b>0</b>	<b>134.0</b>	<b>125</b>	<b>65</b>	<b>56</b>	<b>64</b>	<b>128</b>

## Draft Dodgers:

Arizona State is one of only six schools in the nation to have five players active in 2005 that were selected in the 2004 MLB Draft. Along with ASU, Alabama, Florida, LSU, Oklahoma State and Texas are the other five schools to have five draftees from 2004. Right-handed pitcher Jason Urquidez (11th; Devil Rays), 3B Jeff Larish (13th; Dodgers), LHP Drew Bowman (21st; Brewers), INF Vinny Biancamano (35th; Royals) and SS Andrew Romine (36th; Phillies) were all selected in last June's MLB Amateur draft. In all, 10 Sun Devils on the current roster have been drafted, including Larish and Urquidez being selected twice.

## How 2005 Compares To Past Seasons:

Here is a look at how ASU has fared in games 20-30 during the Murphy era (1995-P). Despite playing 13 of the 21 games against ranked opponents, the 11-10 start marks 11th straight season under head coach Pat Murphy that the Sun Devils are over the .500 mark after 21 games.

Games	1995	1996	1997	1998	1999	2000	2001	2002	2003	2004	2005
20	16-4	14-6	12-8	14-6	16-4	16-4	15-4-1	15-5	19-1	17-3	10-10
21	16-5	15-6	13-8	15-6	17-4	17-4	16-4-1	15-6	20-1	18-3	11-10
22	17-5	15-7	14-8	16-6	17-5	18-4	17-4-1	15-7	21-1	19-3	---
23	18-5	16-7	14-9	16-7	18-5	19-4	18-4-1	16-7	22-1	19-4	---
24	18-6	16-8	14-10	16-8	19-5	20-4	19-4-1	16-8	23-1	19-5	---
25	19-6	16-9	15-10	16-9	19-6	20-5	19-5-1	17-8	24-1	20-5	---
26	20-6	16-10	16-10	16-10	19-7	20-6	20-5-1	18-8	25-1	20-6	---
27	21-6	17-10	17-10	16-11	19-8	21-6	20-6-1	18-9	26-1	21-6	---
28	22-6	18-10	18-10	16-12	19-9	22-6	20-7-1	18-10	27-1	21-7	---
29	23-6	19-10	18-11	17-12	20-9	23-6	20-8-1	19-10	28-1	22-7	---
30	24-6	19-11	19-11	18-12	20-10	24-6	20-9-1	20-10	28-2	22-8	---

## ASU in Postseason Play:

Arizona State has made 28 appearances in the NCAA Tournament and five straight from 2000-04. The Sun Devils have advanced to the postseason in seven of head coach Pat Murphy's 10 seasons in Tempe, including playing for the national championship in 1998. ASU has an all-time 129-55 record in the NCAA Tournament and has won five national championships to rank second among all NCAA schools (1965, 67, 69, 77, 81). The Devils have also made 18 trips to Omaha and the College World Series.

## Sun Devils Picked To Finish Second and Third in Pac-10:

The Sun Devils enter the season as the preseason pick to finish third in the Pac-10 in a poll of the league coaches. Stanford was picked first, while Washington, ASU, Arizona and USC round out the top five. ASU was also picked to finish second by *Collegiate Baseball* and third by *Baseball America*. Here is a look at the three preseason Pac-10 baseball polls:

### Pac-10 Poll (Coaches)

1. Stanford
2. Washington
3. Arizona State
4. Arizona
5. USC
6. Oregon State
7. California
8. UCLA
9. Washington State

### Collegiate Baseball

1. Stanford
2. Arizona State
3. Arizona
4. Washington
5. USC
6. UCLA
7. California
8. Oregon State
9. Washington State

### Baseball America

1. Stanford
2. Washington
3. Arizona State
4. Arizona
5. USC
6. UCLA
7. California
8. Oregon State
9. Washington State





# Sun Devil Baseball 2005

## NCAA Record Consecutive Games Scoring Streak Ends at 506:

The Sun Devils had a piece of history come to an end when their NCAA record 506 consecutive games scoring streak came to an end Feb. 15, 2004 against Oklahoma. The Sooners ended a streak that began April 8, 1995, a day after the USC Trojans shut out the Sun Devils during Pat Murphy's first year at ASU. "The Streak" saw the Devils go 338-167-1 during the 506-game stretch, scoring 4,755 runs (9.40 per game average) from 1995-2004. The Devils made history on April 7, 2001 when they scored at least one run in their 350th consecutive game, breaking the 12-year-old NCAA record exactly six years to the day when they were last shut out. ASU was shut out 9-0 in that game on April 7, 1995 at Dedeaux Field by left-hander Randy Flores. Coastal Carolina previously held the NCAA record at 349 games set from 1983-1989. ASU also had a stretch of 278 games without being shut out from 1990 to 1994, meaning the program has only been shutout in four games dating back to the 1990 season. Notable pitchers the Devils have faced during the streak include Mark Prior (USC), Jeremy Guthrie (Stanford), Barry Zito (USC), Kirk Saarloos (CS Fullerton), Jason Young (Stanford), Ben Diggins (Arizona), Adam Johnson (CS Fullerton), Ryan Drese (Cal), Jeff Weaver (Fresno State), Chad Hutchinson (Stanford), Abe Alvarez and Adam Pettyjohn (Fresno State).

## NCAA Record Consecutive Game Scoring Streaks:

Arizona State	506	April 8, 1995 - Feb. 14, 2004
Coastal Carolina	349	April 16, 1983 - April 10, 1989
Wichita State	332	March 13, 1996 - Feb. 23, 2001
Nebraska	331	May 3, 1998 - June 1, 2003
Florida State	326	April 29, 1984 - Feb. 25, 1989

## ASU And Team USA Connections:

Arizona State baseball has had a long-standing tradition of sending players to play for the USA Baseball National team during the summers. In a recent poll distributed by USA Baseball, ASU ranked No. 8 as a supplier to the National Team. With the selection of Travis Buck to the 2004 USA Baseball National Team, ASU has now had 10 players and 11 total selections don the Red, White and Blue for Team USA since 1984. ASU has also had at least one player on Team USA in six of the last seven years. Buck helped Team USA win the Gold Medal in the FISU World University Baseball Championships last summer in Tainan, Taiwan. Larish was a member of the 2003 squad that finished the summer with a 27-2 record and won a silver medal in the Pan Am Games.

## ASU Players on Team USA:

Oddibe McDowell	1984
Jim Austin	1990
Kaipo Spenser	1995
Willie Bloomquist	1998
Jon Switzer	2000
Casey Myers	2000
Mike Esposito	2001
Dustin Pedroia	2002, 2003
Jeff Larish	2003
Travis Buck	2004

## Arizona State's NCAA Record

# 506

## Consecutive Games Scoring Streak

## Roster Breakdown

2	J.J. Sferra, OF
3	Jeff Landry, UTL
4	Travis Buck, OF
5	Joey Hooft, 3B
6	Seth Dhaenens, UTL
7	Vinny Biancamano, 2B
9	Colin Curtis, OF
10	Tim Esmay, Asst. Coach (3B)
11	Jeff Larish, 1B
12	Andrew Romine, SS
13	Austin Stockfisch, C
14	Rocky Laguna, OF
15	Joe Persichina, 2B
16	Greg Bordes, UTL
17	Seth Garrison, RHP
18	Willy Fox, 1B
19	Joel Bocchi, C
21	Quentin Andes, RHP
25	Eric Williams, OF
28	Eric Sogard, 3B
30	Drew Bowman, LHP
31	Kevin Dryanski, RHP
34	Jason Urquidez, RHP
36	DJ Butler, OF
37	Zechry Zinicola, RHP/DH
38	Jack Krawczyk, Asst. Coach
39	Tuffy Gosewisch, C
40	Pat Bresnehan, RHP
41	Josh Satow, LHP
42	Pat Murphy, Head Coach
45	Erik Averill, LHP
47	Ty Marotz, RHP
49	Brett Bordes, LHP
50	Tony Barnette, RHP
62	Jay J. Sferra, Asst. Coach (1B)

## By Position

Catchers	3
Pitchers	12
Infielders	12
Outfielders	6

\*players with multi-positions included

## By Class

Seniors	6
Juniors	5
Sophomores	6
Freshmen	14

## By State

Arizona	14
California	7
Washington	3
New York	1
Illinois	1
New Mexico	1
Nevada	1
Massachusetts	1
Colorado	1
Texas	1

## Batting

Righties	14
Lefties	12
Switch	5

## Pitching

Righties	8
Lefties	4

## Sun Devil Baseball NCAA Tournament History:

NCAA Appearances	28	District 7 Titles	6
All-Time NCAA Record	129-55	Record in District 7	12-1
Regional Appearances	20	CWS Appearances	18
Regional Titles	13	CWS Titles	5
Record in Regionals	59-20	CWS Runners-up	5
Super Regional Record	1-2	CWS Third-Place Finishes	4
District 7 Appearances	6	Record at CWS	55-30 (.647)

## NCAA Tournament Breakdown

NCAA Titles By School	College World Series Wins	NCAA Tournament Wins
1. USC	1. USC	1. Texas
2. Arizona State	2. Texas	2. USC
Texas	3. Arizona State	3. Miami
LSU	4. Miami	4. Florida State
5. Miami (Fla.)	5. Oklahoma State	5. Arizona State
CS Fullerton	Stanford	
CWS Appearances	Years in NCAA Tournament	
1. Texas	1. Texas	
2. USC	2. Florida State	
Miami	3. USC	
4. Oklahoma State	4. Oklahoma State	
5. Arizona State	5. Miami (Fla.)	
Florida State	9. Arizona State	



# Arizona State vs. LSU -- 2000 & 2001

Arizona State at Louisiana State Feb 18, 2000 at Baton Rouge, La. (Alex Box Stadium)												
Arizona State 4 (11-3)					Louisiana State 8 (5-0)							
Player	AB	R	H	BI	Player	AB	R	H	BI			
Jonah Martin rf.....	5	1	2	1	David Raymer rf.....	4	1	1	1			
Jeff Duncan cf.....	4	0	2	0	Ryan Theriot ss.....	4	0	0	0			
Casey Myers c.....	3	1	0	0	Mike Fontenot 2b.....	4	2	2	0			
Mitch Jones lf.....	4	1	2	2	Brad Cresce dh.....	3	1	0	0			
Jeff Phelps lb.....	3	0	2	1	Brad Cresce lb.....	5	1	2	2			
Brooks Conrad 2b.....	4	0	1	0	Blair Barbier 3b.....	5	2	4	3			
Mike Lopez 3b.....	3	0	0	0	Cedrick Harris cf.....	4	0	2	1			
Phil Downing ph.....	1	0	0	0	Johnnie Thibodeaux lf.....	1	0	1	0			
Mel Stocker 3b.....	0	0	0	0	Tommy Morel lf.....	0	0	0	0			
Trent Pratt dh.....	3	0	1	0	Wally Pontiff ph.....	1	0	1	0			
Ty Johnson ph.....	0	0	0	0	Jeremy Witten pr/lf.....	1	1	1	1			
Dennis Wyrick ss.....	3	1	1	0	Ryan Jorgensen c.....	4	0	2	0			
Brendan Hines ph.....	1	0	0	0	Brian Tallet p.....	0	0	0	0			
Will Waldrip p.....	0	0	0	0	Weylin Guidry p.....	0	0	0	0			
Eric Doble p.....	0	0	0	0								
Franco Pezely p.....	0	0	0	0								
Jered Liebeck p.....	0	0	0	0								
Robby Milner p.....	0	0	0	0								
Totals.....	34	4	11	4	Totals.....	36	8	16	8			

Score by Innings R H E

Arizona State.....	002	000	100	1	4	11	1
Louisiana State.....	000	241	10X	-	8	16	3

E - Martin; Fontenot 2; Hawpe. DP - Sun Devils 1; Tigers 3. LOB - Sun Devils 7; Tigers 11. 2B - Phelps; Hawpe; Barbier. 3B - Wyrick. HR - Jones. HBP - Cresce 2. SH - Duncan; Harris. SF - Raymer. SB - Martin; Barbier. CS - Pratt.

Arizona State	IP	H	R	ER	BB	SO	WP	BK	HP	IBB	AB	BF	FO	GO	NP
Will Waldrip.....	4.0	5	3	3	2	2	1	0	1	0	16	19	6	3	67
Eric Doble L,D-0.....	1.0	4	4	4	0	0	0	0	1	0	6	7	1	1	17
Franco Pezely.....	1.0	0	0	0	0	0	0	0	4	6	2	0	2	0	29
Jered Liebeck.....	1.0	3	1	1	0	0	0	0	0	0	5	6	0	3	22
Robby Milner.....	1.0	2	0	0	0	1	0	0	0	0	5	5	0	2	18

Louisiana State	IP	H	R	ER	BB	SO	WP	BK	HP	IBB	AB	BF	FO	GO	NP
Brian Tallet W,2-0.....	6.0	11	4	4	1	7	0	0	0	0	27	29	3	5	108
Weylin Guidry S,1.....	3.0	4	0	0	2	1	0	0	0	0	7	9	3	3	39

WP - Waldrip. HBP - by Waldrip (Cresce); by Doble (Cresce). Inherited runners/scored: None. Pitches/strikes: Waldrip 67/0; Doble 17/0; Pezely 29/0; Liebeck 22/0; Milner 18/0; Tallet 108/0; Guidry 39/0.

Strikeouts - Martin; Duncan; Conrad 3; Lopez 2; Wyrick; Raymer; Theriot; Cresce 2. Walks - Myers; Phelps; Johnson; Theriot; Fontenot; Thibodeaux.

Umpires - HP: Paul Guillie 1B: Mark Chapman 3B: Nelson Graham Start: 7:07 pm Time: 3:17 Attendance: 7825

Arizona State at Louisiana State												
Feb 19, 2000 at Baton Rouge, La. (Alex Box Stadium)												
Arizona State 5 (11-4)					Louisiana State 6 (6-0)							
Player	AB	R	H	BI	Player	AB	R	H	BI			
Jonah Martin rf.....	5	1	3	1	David Raymer rf.....	5	0	1	0			
Jeff Duncan cf.....	4	1	2	0	Tommy Morel lf.....	0	0	0	0			
Casey Myers lb/c.....	4	0	2	3	Ryan Theriot ss.....	4	1	1	0			
Mitch Jones lf.....	3	0	0	0	Mike Fontenot 2b.....	4	1	1	0			
Jeff Phelps 3b.....	4	0	0	0	Brad Cresce c.....	2	1	0	0			
Brooks Conrad 2b.....	4	0	1	0	Brad Hawpe lb.....	3	1	2	3			
Brendan Hines dh.....	4	1	1	1	Blair Barbier 3b.....	1	1	0	0			
Trent Pratt c.....	2	1	0	0	Cedrick Harris cf.....	3	0	1	2			
Ty Johnson ph.....	1	0	1	0	Wally Pontiff dh.....	4	0	0	0			
Mel Stocker pr/3b.....	0	0	0	0	Jeremy Witten lf.....	3	0	1	0			
Dennis Wyrick ss.....	3	1	1	0	Bo Pettit p.....	0	0	0	0			
Phil Downing ph.....	0	0	0	0	Ben Saxon p.....	0	0	0	0			
Brian Berger ss.....	0	0	0	0	Weylin Guidry p.....	0	0	0	0			
Chad Pennington p.....	0	0	0	0								
Luke Field p.....	0	0	0	0								
Franco Pezely p.....	0	0	0	0								
Totals.....	34	5	11	5	Totals.....	29	6	7	5			

Score by Innings R H E

Arizona State.....	030	011	000	-	5	11	1
Louisiana State.....	002	030	10X	-	6	7	0

E - Berger. DP - Sun Devils 2; Tigers 2. LOB - Sun Devils 9; Tigers 9. 2B - Raymer; Hawpe 2; Witten. HR - Hines. HBP - Myers; Cresce. SF - Harris. SB - Duncan; Downing; Raymer; Barbier. CS - Conrad; Stocker.

Arizona State	IP	H	R	ER	BB	SO	WP	BK	HP	IBB	AB	BF	FO	GO	NP
Chad Pennington.....	4.1	5	5	5	7	2	0	0	1	0	17	25	3	7	94
Luke Field L,D-0.....	3.0	2	1	1	1	1	1	0	0	0	11	13	4	4	46
Franco Pezely.....	0.2	0	0	0	0	0	0	0	0	0	1	1	0	1	0

Louisiana State	IP	H	R	ER	BB	SO	WP	BK	HP	IBB	AB	BF	FO	GO	NP
Bo Pettit .....	1.2	6	3	3	3	1	0	0	0	0	9	12	1	1	41
Ben Saxon W,1-0.....	6.0	5	2	2	3	2	0	0	0	0	21	24	2	12	81
Weylin Guidry S,2.....	1.1	0	0	0	0	2	0	0	1	0	4	5	1	1	23

WP - Field. HBP - by Pennington (Cresce); by Guidry (Myers). PB - Pratt. Inherited runners/scored: None. Pitches/strikes: Pennington 94/0; Field 46/0; Pezely 1/0; Pettit 41/0; Saxon 81/0; Guidry 23/0.

Strikeouts - Duncan; Jones; Hines 3; Raymer; Cresce; Hawpe. Walks - Duncan; Jones 2; Phelps; Pratt; Downing; Theriot; Fontenot; Cresce; Hawpe; Barbier 3; Witten.

Umpires - HP: Mark Chapman 1B: Lee Prejean 3B: Tom Laytinson Start: 2 p.m. Time: 3:10 Attendance: 7835

Arizona State at Louisiana State Feb 20, 2000 at Baton Rouge, La. (Alex Box Stadium)												
Arizona State 6 (12-4)					Louisiana State 2 (6-1)							
Player	AB	R	H	BI	Player	AB	R	H	BI			
Mel Stocker 3b.....	4	0	1	0	Jeremy Witten rf.....	5	1	2	1			
Jonah Martin rf.....	4	0	0	0	Ryan Theriot ss.....	5	0	0	0			
Mitch Jones lf.....	3	0	0	0	Mike Fontenot 2b.....	4	0	1	0			
Casey Myers c.....	4	0	0	0	Brad Cresce dh.....	4	0	0	0			
Jeff Phelps lb.....	4	2	2	0	Brad Hawpe lb.....	2	0	0	0			
Jeff Duncan cf.....	3	2	1	0	Blair Barbier 3b.....	4	0	0	0			
Brendan Hines dh.....	4	1	3	4	Cedrick Harris cf.....	2	1	1	0			
Phil Downing pr/cf.....	0	0	0	0	Johnnie Thibodeaux lf.....	4	0	0	0			
Brooks Conrad 2b.....	4	0	1	0	Billy McBride pr/lf.....	0	0	0	0			
Dennis Wyrick ss.....	4	0	0	0	Ryan Jorgensen c.....	3	0	0	0			
Jon Switzer p.....	0	0	0	0	Billy Brian p.....	0	0	0	0			
Totals.....	34	6	9	5	Totals.....	33	2	4	1			

Score by Innings R H E

Arizona State.....	020	003	010	-	6	9	2
Louisiana State.....	000	000	110	-	2	4	3

E - Martin; Wyrick; Fontenot; Barbier; Brian. DP - Tigers 1. LOB - Sun Devils 5; Tigers 11. 2B - Duncan; Hines; Harris. HR - Witten. HBP - Cresce; Harris. SH - Martin. SB - Duncan; Harris. CS - Martin; Downing.

Arizona State IP H R ER BB SO WP BK HP IBB AB BF FO GO NP

Jon Switzer W,4-0.....	9.0	4	2	1	5	5	0	0	2	0	33	40	11	11	165
------------------------	-----	---	---	---	---	---	---	---	---	---	----	----	----	----	-----

Louisiana State IP H R ER BB SO WP BK HP IBB AB BF FO GO NP

Billy Brian L,1-1.....	1.0	0	0	0	0	0	0	0	0	0	3	3	0	3	13
------------------------	-----	---	---	---	---	---	---	---	---	---	---	---	---	---	----

WP - Brian. HBP - by Switzer (Harris); by Switzer (Cresce). Inherited runners/scored: None. Pitches/strikes: Switzer 165/0; Brian 122/0; McMurray 13/0.

Strikeouts - Jones; Hines; Conrad; Wyrick; Theriot; Fontenot 3; Jorgensen. Walks - Stocker; Jones; Duncan; Fontenot; Hawpe 2; Harris; Jorgensen.

Umpires - HP: Lee Prejean 1B: Paul Guillie 3B: Ray Gregson Start: 1 p.m. Time: 2:45 Attendance: 7853

1 LSU at Arizona State												
Mar 02, 2001 at Tempe, Ariz. (Packard Stadium)												
LSU 12 (11-2)					Arizona State 11 (13-3)							
Player	AB	R	H	BI	Player	AB	R	H	BI			
Ryan Theriot ss.....	3	1	1	2	Jonah Martin lf.....	4	2	2	2			
Aaron Hill lf.....	5	1	4	4	Chris Duffy cf.....	5	1	2	1			
David Raymer pr/cf.....	1	0	0	0	Casey Myers c.....	4	1	0	1			
Mike Fontenot 2b.....	5	1	3	0	Brooks Conrad ss.....	4	0	0	0			
Todd Linden cf/lf.....	3	1	0	0	Mike Lopez 3b.....	3	0	2	1			
Zeph Zinsman dh.....	3	1	1	0	Steve Garabrant 2b.....	4	0	0	0			
Billy McBride pr/dh.....	0	0	0	0	Jeremy Witten lf.....	4	0	0	0			
Sean Barker ph/dh.....	1	0	0	0	Jeff Phelps lb.....	3	1	3	1			
Johnnie Thibodeaux rf.....	3	0	0	0	Jon Sheaffer pr.....	0	0	0	0			
Ray Wright ph/cf.....	3	0	0	0	Jeremy West lb.....	0	0	0	0			
Wally Pontiff 3b.....	5	0	0	0	Lucas Weber pr.....	0	0	0	0			
Bryan Moore lb.....	4	2	0	1	Rod Allen dh.....	5	1	1	1			
Matt Heath c.....	5	4	4	5	Mel Stocker rf.....	3	1	0	0			
Brad Beal 1b.....	0	0	0	0	Casey Jones 1b.....	0	0	0	0			
Brad David p.....	0	0	0	0	Jon Switzer p.....	0	0	0	0			
Waylin Guidry p.....	0	0	0	0	Eric Doble p.....	0	0	0	0			
Justin Nugent p.....	0	0	0	0	Francis Seelye p.....	0	0	0	0			
TJustin.....	0	0	0	0	Bryce Kartler p.....	0	0	0	0			
					Aaron Klusman p.....	0	0	0	0			
Totals.....	39	12	13	12	Totals.....	39	13	13	10			

# Sun Devil Baseball 2005

## 2005 Arizona State Baseball Game-by-Game Results

(11-10 Overall, 0-0 Pac-10, 6-4 Packard Stadium, 5-6 Away, 4-8 Ranked Opponents)

Date	Opponent	W-L	Score	Att.	ASU Pitcher	ASU R-H-E-LOB	Record	Notes
1/28	Long Beach State (#14)	L	3-7	4,783	Averill (0-1)	3-11-3-9	0-1	Curtis 3x4, 3B, 2 RBI. ASU loses season opener.
1/29	Long Beach State (#14)	W	8-6	2,926	Zinicola (1-0)	8-11-0-8	1-1	Sferra 2x4, 2 RBI, GW 1B. Hooft 3x4, 2 R, RBI.
1/30	Long Beach State (#14)	L	1-11	2,823	Bordes (0-1)	1-9-1-8	1-2	Zinicola/Gosewisch 2x4 as ASU loses series to LBSU
2/4	New Mexico State\$	W	12-0	2,163	Averill (1-1)	12-15-0-10	2-2	Averill, CG shutout, 14 K's. Larish 4x4, 4 RBI.
2/5	Gonzaga\$	W	10-8	2,073	Urquidez (1-0)	10-14-4-8	3-2	Sferra/Biancamano/Romine 8-for-11, 5 RBI.
2/6	Oregon State\$ (#23)	L	6-12	2,099	Bordes (0-2)	6-8-5-6	3-3	ASU commits 5 errors. Gosewisch 2-R HR.
2/7	New Mexico State\$	W	11-10	2,547	Zinicola (2-0)	11-15-2-8	4-3	Curtis RBI single in ninth caps 3-run ninth.
2/12	South Alabama^	W	7-2	1,003	Averill (2-1)	7-10-2-6	5-3	Averill CG, 5 H, 8 K. Larish 2x4, 2 RBI, HR.
2/12	Oklahoma^	W	7-5	678	Barnette (1-0)	7-12-1-6	6-3	Larish 2x4, 4 RBI, HR. Barnette 0 R, 3.2 IP.
2/13	Gonzaga^	L	0-2	456	Zinicola (2-1)	0-4-3-6	6-4	ASU limited to four hits. Persichina 2x3.
2/15	at Arizona (#9)	L	6-7 (14)	1,310	Marotz (0-1)	6-11-3-12	6-5	Arizona hits walk-off 2-R HR in 14th.
2/18	at Tulane (#1)	L	2-8	3,784	Urquidez (1-1)	2-6-2-8	6-6	Curtis 2-for-3. Tulane scores three in 1st inning.
2/19	at Tulane (#1)	L	2-7	7,435	Averill (2-2)	2-10-1-8	6-7	Gosewisch 3-for-4, 2 RBI. Tulane scores 5 in 6th.
2/20	at Tulane (#1)	L	3-9	3,085	Bresnehan (0-1)	3-8-1-6	6-8	Fox 1-for-3, HR, 2 RBI in first career start.
2/23	at Arizona (#7)	L	5-11	1,714	Barnette (1-1)	5-9-2-10	6-9	Larish 2-for-3, 2 HR. Arizona scored 9 2-out runs.
2/25	Baylor (#8)	W	5-3	2,627	Urquidez (2-1)	5-5-2-5	7-9	Buck 2-for-4, Grand Slam HR in 7th inning.
2/26	Baylor (#8)	W	12-4	2,603	Bordes (1-2)	12-16-1-7	8-9	Buck 4-for-5. Fox 2-for-4, HR, 4 RBI.
2/27	Baylor (#8)	L	7-8 (10)	2,799	Urquidez (2-2)	7-9-5-6	8-10	Buck 2-for-5. ASU commits 5 errors for 4 UER.
3/4	vs. North Carolina& (#4)	W	4-3 (11)	4,410	Urquidez (3-2)	4-8-1-14	9-10	Urquidez 5.1 IP, 0 H, 0 R, 9 K's to earn victory.
3/5	at East Carolina&	W	10-3	5,023	Averill (3-2)	10-5-1-2	10-10	Gosewisch 2-for-4, 4 RBI. Larish 3-R HR.
3/6	vs. Ohio State%	W	3-0	3,368	Bresnehan (1-1)	3-8-3-8	11-10	Bresnehan/Bordes combine for 6-hit shutout.
3/11	at LSU		6:30 p.m.					
3/12	vs. Western Illinois		12 p.m.					
3/13	vs. Western Illinois		12 p.m.					
3/13	at LSU		4 p.m.					
3/18	Oklahoma		6:30 p.m.					
3/19	Oklahoma		6:30 p.m.					
3/20	Oklahoma		12 p.m.					
3/24	at USC*		6 p.m.					
3/25	at USC*		6 p.m.					
3/26	at USC*		1 p.m.					
4/1	Wright State		6:30 p.m.					
4/2	Wright State		6:30 p.m.					
4/3	Wright State		1 p.m.					
4/8	at California*		2 p.m.					
4/9	at California*		1 p.m.					
4/10	at California*		1 p.m.					
4/15	Stanford*		6:30 p.m.					
4/16	Stanford*		6:30 p.m.					
4/17	Stanford*		1 p.m.					
4/22	UCLA*		6:30 p.m.					
4/23	UCLA*		6:30 p.m.					
4/24	UCLA*		1 p.m.					
4/29	at Oregon State*		5 p.m.					
4/30	at Oregon State*		1 p.m.					
5/1	at Oregon State*		1 p.m.					
5/4	Utah Valley State		6:30 p.m.					
5/14	Arizona*		6:30 p.m.					
5/15	Arizona*		1 p.m.					
5/16	Arizona*		6:30 p.m.					
5/20	at Washington*		6:30 p.m.					
5/21	at Washington*		1 p.m.					
5/22	at Washington*		1 p.m.					
5/27	Washington State*		6:30 p.m.					
5/28	Washington State*		6:30 p.m.					
5/29	Washington State*		1 p.m.					

\* Pac-10 Game

\$ Bob Schaefer Memorial Tournament (Packard Stadium)


^ Coca-Cola Spring Training College Baseball Classic (Surprise, Ariz.)

& Keith LeClair Invitational at East Carolina





# Sun Devil Baseball 2005



## Arizona State Sun Devil Baseball Overall Statistics

Record: 11-10 Home: 6-4 Away: 1-5 Neutral: 4-1 Pac-10: 0-0

Player	AVG	GP-GS	AB	R	H	2B	3B	HR	RBI	TB	SLG%	BB	HBP	SO	GDP	OB%	SF	SH	SB-ATT	PO	A	E	FLD%
39 Tuffy Gosewisch..	.354	21-21	82	12	29	5	1	2	21	42	.512	6	4	13	0	.411	3	0	2-4	163	27	0	1.000
9 Colin Curtis.....	.342	21-21	79	13	27	2	1	0	15	31	.392	19	2	11	1	.471	2	0	7-9	29	0	1	.967
5 Joey Hooft.....	.327	15-15	55	9	18	4	0	0	6	22	.400	5	1	8	1	.393	0	0	6-9	10	34	4	.917
4 Travis Buck.....	.315	21-21	89	19	28	7	0	1	12	38	.427	7	2	17	1	.374	1	0	7-9	36	1	2	.949
2 J.J. Sferra.....	.282	20-19	71	15	20	3	1	0	6	25	.352	4	0	11	1	.320	0	3	3-8	36	0	3	.923
18 Willy Fox.....	.280	12-5	25	4	7	0	0	3	11	16	.640	4	0	7	1	.379	0	0	2-2	3	0	0	1.000
11 Jeff Larish.....	.274	21-21	84	16	23	6	1	5	19	46	.548	10	1	22	1	.358	0	1	1-1	181	12	5	.975
14 Rocky Laguna.....	.269	16-6	26	3	7	3	1	0	9	12	.462	5	2	7	1	.424	0	0	5-5	7	2	0	1.000
7 Vinny Biancamano..	.250	14-9	28	7	7	2	0	0	3	9	.321	3	0	8	2	.323	0	0	0-1	6	11	5	.773
12 Andrew Romine....	.242	21-21	62	10	15	3	1	0	5	20	.323	7	0	10	1	.314	1	3	3-3	39	52	9	.910
37 Zechry Zinicola..	.216	11-10	37	5	8	1	0	0	3	9	.243	1	1	8	0	.250	1	0	0-0	0	1	0	1.000
15 Joe Persichina...	.204	21-14	54	8	11	1	0	0	2	12	.222	8	1	11	1	.317	0	2	3-3	43	37	3	.964
-----																							
36 DJ Butler.....	.167	9-1	6	1	1	0	0	0	0	1	.167	2	1	4	0	.444	0	0	0-0	0	0	0	.000
28 Eric Sogard.....	.111	5-2	9	1	1	0	0	0	0	1	.111	2	0	2	0	.273	0	0	0-0	4	5	2	.818
3 Jeff Landry.....	.100	6-2	10	0	1	0	0	0	0	1	.100	2	0	4	0	.250	0	0	1-1	2	8	0	1.000
6 Seth Dhaenens....	.077	10-0	13	0	1	0	0	0	0	1	.077	0	0	5	0	.077	0	0	0-0	4	5	4	.692
16 Greg Bordes.....	.000	7-2	2	0	0	0	0	0	0	0	.000	1	0	0	0	.333	0	0	0-1	3	7	1	.909
13 Austin Stockfisch	.000	3-0	1	1	0	0	0	0	0	0	.000	0	0	0	0	.000	0	0	0-0	5	1	0	1.000
25 Eric Williams....	.000	3-0	0	0	0	0	0	0	0	0	.000	0	0	0	0	.000	0	0	0-0	0	0	0	.000
Totals.....	.278	21-21	733	124	204	37	6	11	112	286	.390	86	15	148	11	.362	8	9	40-56	578	241	44	.949
Opponents.....	.272	21-21	766	126	208	49	6	18	114	323	.422	64	21	170	13	.343	4	15	16-32	565	262	23	.973

LOB - Team (163), Opp (166). DPs turned - Team (17), Opp (13). CI - Team (0), Opp (1). IBB - Team (3), Larish 2, Gosewisch 1, Opp (7). Picked off - Buck 1, Romine 1, Hooft 1.


(All games Sorted by Earned run avg)

Player	ERA	W-L	APP	GS	CG	SHO/CBO	SV	IP	H	R	ER	BB	SO	2B	3B	HR	AB	B/Avg	WP	HBP	BK	SFA	SHA
40 Pat Bresnehan....	3.12	1-1	9	3	0	0/1	0	26.0	25	10	9	10	27	4	1	3	103	.243	1	6	1	0	1
45 Erik Averill.....	3.52	3-2	6	6	2	1/0	0	38.1	41	18	15	7	36	11	0	2	151	.272	3	3	0	0	2
37 Zechry Zinicola..	3.74	2-1	7	3	0	0/0	1	21.2	20	15	9	10	20	3	1	3	85	.235	3	3	0	0	2
49 Brett Bordes.....	4.39	1-2	10	2	0	0/1	1	26.2	27	18	13	7	16	5	0	4	103	.262	0	0	1	1	2
34 Jason Urquidez...	4.71	3-2	9	4	0	0/0	0	36.1	35	25	19	17	34	11	1	2	143	.245	3	2	1	2	3
50 Tony Barnette....	6.04	1-1	12	2	0	0/0	0	22.1	29	20	15	8	19	7	1	1	97	.299	0	3	0	0	1
-----																							
21 Quentin Andes....	0.00	0-0	2	0	0	0/0	0	1.2	1	0	0	0	1	0	0	0	5	.200	0	1	0	0	0
31 Kevin Dryanski...	4.26	0-0	3	0	0	0/0	0	6.1	9	5	3	1	3	1	0	1	23	.391	2	2	0	0	3
47 Ty Marotz.....	6.10	0-1	5	1	0	0/0	0	10.1	13	7	7	1	9	2	1	2	40	.325	0	0	0	1	0
17 Seth Garrison....	24.00	0-0	4	0	0	0/0	0	3.0	8	8	8	3	5	5	1	0	16	.500	0	1	1	0	1
Totals.....	4.53	11-10	21	21	2	2/1	2	192.2	208	126	97	64	170	49	6	18	766	.272	12	21	4	4	15
Opponents.....	5.07	10-11	21	21	0	1/1	5	188.1	204	124	106	86	148	37	6	11	733	.278	8	15	13	8	9

PB - Team (0), Opp (3). Pickoffs - Team (2), Urquidez 1, Bresnehan 1, Opp (3). SBA/ATT - Gosewisch (16-29), Bresnehan (5-7), Bordes, B. (2-5), Urquidez (2-4), Averill (1-4), Marotz (1-4), Zinicola (1-3), Dryanski (1-2), Barnette (2-2), Garrison (1-1).



# Sun Devil Baseball 2005




## Arizona State Sun Devil Baseball Fielding Statistics

2005 Arizona State Sun Devil Baseball  
Overall Statistics for Arizona State (as of Mar 06, 2005)  
(All games Sorted by Fielding pct)

Player	C	PO	A	E	FLD%	DPS	SBA	CSB	SBA%	PB	CI
39 Tuffy Gosewisch..	190	163	27	0	1.000	1	16	13	.552	0	0
49 Brett Bordes.....	13	3	10	0	1.000	1	2	3	.400	0	0
3 Jeff Landry.....	10	2	8	0	1.000	1	0	0	---	0	0
14 Rocky Laguna.....	9	7	2	0	1.000	1	0	0	---	0	0
13 Austin Stockfisch	6	5	1	0	1.000	0	0	0	---	0	0
18 Willy Fox.....	3	3	0	0	1.000	0	0	0	---	0	0
31 Kevin Dryanski...	3	0	3	0	1.000	0	1	1	.500	0	0
37 Zechry Zinicola..	1	0	1	0	1.000	0	1	2	.333	0	0
11 Jeff Larish.....	198	181	12	5	.975	13	0	0	---	0	0
9 Colin Curtis.....	30	29	0	1	.967	0	0	0	---	0	0
15 Joe Persichina...	83	43	37	3	.964	8	0	0	---	0	0
4 Travis Buck.....	39	36	1	2	.949	0	0	0	---	0	0
2 J.J. Sferra.....	39	36	0	3	.923	0	0	0	---	0	0
34 Jason Urquidez...	13	1	11	1	.923	1	2	2	.500	0	0
5 Joey Hooft.....	48	10	34	4	.917	2	0	0	---	0	0
12 Andrew Romine....	100	39	52	9	.910	12	0	0	---	0	0
16 Greg Bordes.....	11	3	7	1	.909	1	0	0	---	0	0
40 Pat Bresnehan...	6	1	4	1	.833	0	5	2	.714	0	0
45 Erik Averill.....	11	2	7	2	.818	1	1	3	.250	0	0
28 Eric Sogard.....	11	4	5	2	.818	0	0	0	---	0	0
7 Vinny Biancamano.	22	6	11	5	.773	3	0	0	---	0	0
50 Tony Barnette....	4	0	3	1	.750	0	2	0	1.000	0	0
6 Seth Dhaenens....	13	4	5	4	.692	1	0	0	---	0	0
25 Eric Williams....	0	0	0	0	.000	0	0	0	---	0	0
21 Quentin Andes....	0	0	0	0	.000	0	0	0	---	0	0
36 DJ Butler.....	0	0	0	0	.000	0	0	0	---	0	0
17 Seth Garrison....	0	0	0	0	.000	0	1	0	1.000	0	0
47 Ty Marotz.....	0	0	0	0	.000	0	1	3	.250	0	0
Totals.....	863	578	241	44	.949	17	16	16	.500	0	0
Opponents.....	850	565	262	23	.973	13	40	16	.714	3	1



# Sun Devil Baseball 2005



## Arizona State Sun Devil Baseball Statistics Summary

Inning-by-inning	1	2	3	4	5	6	7	8	9	EX	Total
-----	--	--	--	--	--	--	--	--	--	--	-----
Arizona State	17	16	9	12	24	13	9	17	3	4	124
Opponents	12	5	14	12	22	14	12	14	16	5	126

### Win-Loss Record When

Overall.....	11-10	After 6 leading.....	8-2
Conference.....	0-0	..... trailing.....	1-8
Non-Conference.....	11-10	..... tied.....	2-0
Home games.....	6-4	After 7 leading.....	9-1
Away games.....	1-5	..... trailing.....	0-8
Neutral site.....	4-1	..... tied.....	2-1
Day games.....	5-8	After 8 leading.....	10-1
Night games.....	6-2	..... trailing.....	0-8
vs Left starter.....	5-7	..... tied.....	1-1
vs Right starter....	6-3		
1-Run games.....	2-2	Hit 0 home runs.....	6-6
2-Run games.....	4-1	... 1 home run.....	4-3
5+Run games.....	4-6	... 2+ home runs....	1-1
Extra innings.....	1-2		
Shutouts.....	2-1	Opponent 0 home runs	6-3
		..... 1 home run.	3-4
		..... 2+ HRs.....	2-3
Scoring 0-2 runs....	0-4		
..... 3-5 runs....	3-3	Made 0 errors.....	2-0
..... 6-9 runs....	3-3	.... 1 error.....	4-3
..... 10+ runs....	5-0	.... 2+ errors.....	5-7
Opponent 0-2 runs... 3-1			
..... 3-5 runs... 5-0		Opp. made 0 errors..	2-6
..... 6-9 runs... 2-6		..... 1 error... 3-3	
..... 10+ runs... 1-3		..... 2+ errors. 6-1	
Scored in 1st inning 4-2		Out-hit opponent....	8-1
Opp. scored in 1st.. 3-4		Out-hit by opponent.	3-9
Scores first..... 9-3		Hits are tied.....	0-0
Opp. scores first... 2-7			

### Record when team scores:

Runs	0	1	2	3	4	5	6	7	8	9	10+
W-L	0-1	0-1	0-2	1-2	1-0	1-1	0-2	2-1	1-0	0-0	5-0

### Record when opponent scores:

Runs	0	1	2	3	4	5	6	7	8	9	10+
W-L	2-0	0-0	1-1	3-0	1-0	1-0	1-0	0-3	1-2	0-1	1-3

### Record when leading after:

Inn.	1	2	3	4	5	6	7	8
W-L	4-1	9-3	8-3	9-3	9-2	8-2	9-1	10-1

### Record when trailing after:

Inn.	1	2	3	4	5	6	7	8
W-L	0-3	0-3	0-5	1-6	1-7	1-8	0-8	0-8

### Record when tied after:

Inn.	1	2	3	4	5	6	7	8
W-L	7-6	2-4	3-2	1-1	1-1	2-0	2-1	1-1

Current winning streak : 3

Longest winning streak : 3

Longest losing streak : 6

Home attendance : 27443 ( 10 dates avg = 2744 )  
 Away attendance : 32266 ( 11 dates avg = 2933 )  
 Total attendance: 59709 ( 21 dates avg = 2843 )





# Sun Devil Baseball 2005



## Arizona State Game-by-Game – Hitting

Date	Opponent	AB	R	H	RBI	2B	3B	HR	BB	IBB	SB	CS	HBP	SAC	SF	GDP	K	PO	A	E	Avg
Jan 28, 2005	Long Beach State	36	3	11	3	1	1	0	3	0	0	1	0	0	0	1	10	27	6	3	.306
Jan 29, 2005	Long Beach State	33	8	11	6	2	1	0	5	0	2	1	0	1	1	0	4	27	7	0	.319
Jan 30, 2005	Long Beach State	35	1	9	1	3	0	0	1	0	0	0	0	0	0	0	7	27	12	1	.298
Feb 04, 2005	New Mexico State	39	12	15	10	3	1	0	6	0	4	0	0	0	1	0	8	27	10	0	.322
Feb 05, 2005	Gonzaga	37	10	14	10	4	0	0	3	0	3	0	1	0	1	0	4	27	11	4	.333
Feb 06, 2005	Oregon State	35	6	8	6	3	0	1	1	0	2	0	2	1	0	0	9	27	17	5	.316
Feb 07, 2005	New Mexico State	39	11	15	9	6	1	0	6	0	6	0	0	0	1	2	10	27	13	2	.327
Feb 12, 2005 vs	South Alabama	31	7	10	7	1	0	1	3	0	3	2	3	0	0	0	3	27	12	2	.326
Feb 12, 2005 vs	Oklahoma	34	7	12	7	2	0	1	3	0	0	1	0	0	0	2	5	27	13	1	.329
Feb 13, 2005 vs	Gonzaga	30	0	4	0	0	0	0	3	0	0	1	0	0	0	0	5	27	14	3	.312
Feb 15, 2005 at	Arizona	48	6	11	6	2	0	0	7	1	3	2	3	1	1	1	9	41	12	3	.302
Feb 18, 2005 at	Tulane	34	2	6	2	0	0	0	3	0	0	0	0	0	0	0	11	24	7	2	.292
Feb 19, 2005 at	Tulane	34	2	10	2	1	0	0	2	0	1	0	0	1	0	0	3	24	14	1	.292
Feb 20, 2005 at	Tulane	34	3	8	3	3	0	1	1	0	2	1	1	0	0	0	4	24	8	1	.289
Feb 23, 2005 at	Arizona	35	5	9	5	0	1	2	6	0	1	0	1	0	0	1	10	24	9	2	.287
Feb 25, 2005	Baylor	29	5	5	5	0	0	1	2	0	0	0	1	1	1	1	4	27	12	2	.281
Feb 26, 2005	Baylor	33	12	16	11	2	0	1	7	1	1	3	0	1	2	1	2	27	7	1	.292
Feb 27, 2005	Baylor	37	7	9	7	0	1	1	4	0	2	1	0	2	0	0	11	30	18	5	.289
Mar 04, 2005 vs	North Carolina	40	4	8	2	2	0	0	7	1	5	1	3	0	0	1	15	33	14	1	.284
Mar 05, 2005 at	East Carolina	32	10	5	7	0	0	2	7	0	1	1	0	0	0	0	8	27	9	1	.278
Mar 06, 2005 vs	Ohio State	28	3	8	3	2	0	0	6	0	4	1	0	1	0	1	6	27	16	3	.278
<b>Totals</b>		<b>733</b>	<b>124</b>	<b>204</b>	<b>112</b>	<b>37</b>	<b>6</b>	<b>11</b>	<b>86</b>	<b>3</b>	<b>40</b>	<b>16</b>	<b>15</b>	<b>9</b>	<b>8</b>	<b>11</b>	<b>148</b>	<b>578</b>	<b>241</b>	<b>44</b>	<b>.278</b>

## Arizona State Game-by-Game – Pitching

Date	Opponent	IP	H	R	ER	BB	SO	2B	3B	HR	WP	BK	HBP	DP	IBB	Score	W-L	SV	ERA
Jan 28, 2005	Long Beach State	9.0	10	7	3	3	11	3	0	0	3	0	5	0	2	3-7	0-1	0	3.00
Jan 29, 2005	Long Beach State	9.0	13	6	6	1	9	4	1	0	1	0	0	0	0	8-6	1-1	0	4.50
Jan 30, 2005	Long Beach State	9.0	16	11	8	3	11	4	0	1	1	0	3	1	0	1-11	1-2	0	5.67
Feb 04, 2005	New Mexico State	9.0	7	0	0	0	14	1	0	0	0	0	0	1	0	12-0	2-2	0	4.25
Feb 05, 2005	Gonzaga	9.0	11	8	7	2	4	4	0	1	0	1	1	0	0	10-8	3-2	1	4.80
Feb 06, 2005	Oregon State	9.0	15	12	10	3	10	5	1	1	0	0	1	0	0	6-12	3-3	1	5.67
Feb 07, 2005	New Mexico State	9.0	9	10	7	4	6	2	1	2	2	0	2	1	0	11-10	4-3	1	5.86
Feb 12, 2005 vs	South Alabama	9.0	5	2	1	1	8	1	0	0	0	0	0	0	0	7-2	5-3	1	5.25
Feb 12, 2005 vs	Oklahoma	9.0	11	5	4	2	8	1	0	0	1	1	0	1	0	7-5	6-3	1	5.11
Feb 13, 2005 vs	Gonzaga	9.0	6	2	0	1	7	0	0	0	0	0	0	1	0	0-2	6-4	1	4.60
Feb 15, 2005 at	Arizona	13.2	12	7	6	5	13	0	1	2	0	1	0	1	0	6-7	6-5	1	4.51
Feb 18, 2005 at	Tulane	8.0	10	8	7	7	9	2	1	1	2	0	0	1	1	2-8	6-6	1	4.76
Feb 19, 2005 at	Tulane	8.0	13	7	7	3	4	2	0	0	1	0	2	1	1	2-7	6-7	1	4.96
Feb 20, 2005 at	Tulane	8.0	10	9	9	4	3	3	0	2	0	0	2	3	0	3-9	6-8	1	5.29
Feb 23, 2005 at	Arizona	8.0	17	11	11	1	4	5	1	3	0	0	1	1	1	5-11	6-9	1	5.71
Feb 25, 2005	Baylor	9.0	10	3	2	2	10	3	0	0	0	0	0	1	1	5-3	7-9	1	5.47
Feb 26, 2005	Baylor	9.0	8	4	2	2	6	3	0	1	0	1	1	1	0	12-4	8-9	1	5.27
Feb 27, 2005	Baylor	10.0	10	8	4	5	7	4	0	1	1	0	1	0	1	7-8	8-10	1	5.17
Mar 04, 2005 vs	North Carolina	11.0	3	3	3	7	14	0	0	2	0	0	1	1	0	4-3	9-10	1	4.90
Mar 05, 2005 at	East Carolina	9.0	7	3	2	5	4	2	0	1	0	0	0	2	0	10-3	10-10	1	4.75
Mar 06, 2005 vs	Ohio State	9.0	6	0	0	3	8	1	0	0	0	0	1	0	0	3-0	11-10	2	4.53
<b>Totals</b>		<b>192.2</b>	<b>208</b>	<b>126</b>	<b>97</b>	<b>64</b>	<b>170</b>	<b>98</b>	<b>12</b>	<b>36</b>	<b>12</b>	<b>4</b>	<b>21</b>	<b>17</b>	<b>7</b>	<b>124-126</b>	<b>11-10</b>	<b>2</b>	<b>4.53</b>



# Sun Devil Baseball 2005

## Home Runs and Misc. Hitting Breakdown:

Player	Multi-Hit Games					Multi RBI	HR Total	Home Run Breakdown						Last Home Run
	Total	2	3	4	5+			H	A	Solo	2	3	GS	
Vinny Biancamano	1	0	1	0	0	1	0	0	0	0	0	0	0	None
Travis Buck	9 (53)	8	0	1	0	2 (26)	1 (14)	1	0	0	0	0	1	2/25/05 vs. Baylor
DJ Butler	0	0	0	0	0	0	0	0	0	0	0	0	0	None
Colin Curtis	8 (23)	5	2	1	0	4 (13)	0 (5)	0	0	0	0	0	0	5/3/04 vs. NMSU
Seth Dhaenens	0 (6)	0	0	0	0	0 (1)	0	0	0	0	0	0	0	None
Willy Fox	1	1	0	0	0	4	3	2	1	0	2	1	0	2/27/05 vs. Baylor
Tuffy Gosewisch	8 (44)	6	2	0	0	7 (32)	2 (6)	1	1	0	2	0	0	3/5/05 vs. East Carolina
Joey Hooft	6	5	1	0	0	2	0 (5)	0	0	0	0	0	0	None
Rocky Laguna	1	0	1	0	0	3	0	0	0	0	0	0	0	None
Jeff Landry	0	0	0	0	0	0	0	0	0	0	0	0	0	None
Jeff Larish	6 (67)	5	0	1	0	5 (49)	5 (33)	0	5	2	1	2	0	3/5/05 at East Carolina
Joe Persichina	3 (16)	3	0	0	0	0 (4)	0 (1)	0	0	0	0	0	0	2/21/04 vs. Memphis
Andrew Romine	2	1	1	0	0	1	0	0	0	0	0	0	0	None
J.J. Sferra	6	6	0	0	0	1	0	0	0	0	0	0	0	None
Eric Williams	0	0	0	0	0	0	0	0	0	0	0	0	0	None
Zechry Zinicola	1 (8)	1	0	0	0	1 (7)	0 (3)	0	0	0	0	0	0	5/16/04 vs. Oregon State
<b>Team Totals</b>	<b>52</b>	<b>41</b>	<b>8</b>	<b>3</b>	<b>0</b>	<b>31</b>	<b>11</b>	<b>4</b>	<b>7</b>	<b>2</b>	<b>5</b>	<b>3</b>	<b>1</b>	<b>Larish (3/5 at ECU)</b>

(career in parenthesis)

## Lineup Card - Record Breakdown:

- 1 - Curtis (6-3), Hooft (0-1), Buck (0-4), Sferra (4-2), Laguna (1-0)
- 2 - Hooft (5-6), Buck (6-2), Gosewisch (0-1), Curtis (0-1)
- 3 - Buck (5-4), Gosewisch (1-1), Larish (0-1), Hooft (0-1), Curtis (5-3)
- 4 - Larish (10-6), Zinicola (1-1), Curtis (0-1), Gosewisch (0-2)
- 5 - Gosewisch (9-4), Curtis (0-2), Zinicola (1-1), Larish (1-1), Persichina (0-2)
- 6 - Biancamano (0-2), Persichina (2-2), Gosewisch (1-1), Zinicola (1-2), Laguna (3-1), Hooft (0-1), Fox (3-1), Sogard (1-0)
- 7 - Persichina (3-2), Hooft (1-0), Biancamano (4-3), Zinicola (0-1), Larish (0-2), Gosewisch (0-1), Sogard (0-1), Landry (2-0), Butler (1-0)
- 8 - Romine (10-6), Zinicola (0-1), Fox (0-1), Laguna (0-1), Persichina (1-1)
- 9 - Sferra (7-6), Romine (1-4), G. Bordes (2-0), Persichina (1-0)



## Starters By Position Breakdown:

- C - Gosewisch (21)  
 1B - Larish (18), Persichina (3)  
 2B - Persichina (11), Biancamano (6), Hooft (2), G. Bordes (2)  
 3B - Hooft (12), Larish (3), Biancamano (2), Sogard (2), Landry (2)  
 SS - Romine (21)  
 LF - Curtis (21)  
 CF - Sferra (19), Buck (2)  
 RF - Buck (19), Laguna (2)  
 DH - Zinicola (8), Fox (6), Laguna (4), Hooft (1), Biancamano (1)  
 P - Averill (6), Urquidez (4), Bordes (2), Marotz (1), Zinicola (3), Barnette (2), Bresnehan (3)

## Attendance

**Home attendance:** 27,443 (2,744 avg. - 10 dates)  
**Away attendance:** 32,266 (2,933 avg. - 11 dates)  
**Total attendance:** 59,709 (2,843 avg. - 21 dates)

## Sun Devils Record When They Score:

Runs	0	1	2	3	4	5	6	7	8	9	10+
W-L	0-1	0-1	0-2	1-2	1-0	1-1	0-2	2-1	1-0	0-0	5-0

## Sun Devils Record When Opponent Scores:

Runs	0	1	2	3	4	5	6	7	8	9	10+
W-L	2-0	0-0	1-1	3-0	1-0	1-0	1-0	0-3	1-2	0-1	1-3

## Score By Innings In All Games:

Inning	1	2	3	4	5	6	7	8	9	Ex	Total
ASU	17	16	9	12	24	13	9	17	3	4	124
Opp.	12	5	14	12	22	14	12	14	16	5	126

## Hitting Streaks:

Player	2005 Longest	Career Long	Current Streak
Vinny Biancamano	2	2	1
Travis Buck	6	16	6
DJ Butler	1	1	0
Colin Curtis	7	9	0
Seth Dhaenens	1	6	0
Willy Fox	4	4	1
Tuffy Gosewisch	11	11	2
Joey Hooft	5	5	0
Rocky Laguna	2	2	1
Jeff Landry	1	1	0
Jeff Larish	4	17	0
Joe Persichina	4	4	0
Andrew Romine	5	5	1
J.J. Sferra	6	6	1
Eric Williams	0	0	0
Zechry Zinicola	5	6	1



# Sun Devil Baseball 2005

## Sun Devil Baseball's Record When...

(Through 21 games of 2005 Season)

Overall .....	11-10
at Packard Stadium .....	6-4
Playing on the Road .....	1-5
at Neutral Site .....	4-1
Day Games .....	6-8
Night Games .....	5-2

Scoring 0-4 Runs .....	2-6
Scoring 5-9 Runs .....	4-4
Scoring 10-19 Runs .....	5-0
Scoring 20+ Runs .....	0-0

Opp. 5 or less runs .....	8-1
Opp. 6 or more runs .....	3-9

ASU Scores First .....	9-3
Opp. Scores First .....	2-7
Scoring in 1st Inning .....	4-2

Leading After 6 Innings .....	8-2
Trailing After 6 Innings .....	1-8
Tied After 6 Innings .....	2-0

Leading After 7 Innings .....	9-1
Trailing After 7 Innings .....	0-8
Tied After 7 Innings .....	2-1

Leading After 8 Innings .....	10-1
Trailing After 8 Innings .....	0-8
Tied After 8 Innings .....	1-1

Last At-Bat Wins .....	2
After a Win .....	6-4
After a Loss .....	5-5

Collecting 1-3 Hits .....	0-0
Collecting 4-6 Hits .....	2-2
Collecting 7-9 Hits .....	2-5
Collecting 10+ Hits .....	7-3
Collecting 20+ Hits .....	0-0

Out-Hitting Opponent .....	8-1
Out-Hit by Opponent .....	3-9
Hits are Tied .....	0-0

ASU is Errorless .....	2-0
ASU Makes 1 Error .....	4-3
ASU Makes 2+ Errors .....	5-7

ASU Starter Gets Decision .....	5-8
Bullpen Gets Decision .....	6-2

ASU Hits 0 Home Runs .....	6-6
ASU Hits 1 Home Run .....	4-3
ASU Hits Multiple HR .....	1-1

vs. LHP Starters .....	5-7
vs. RHP Starters .....	6-3

In Extra Innings .....	0-0
Doubleheaders .....	2-0

vs. Non-Conference .....	11-10
Non-Conference Home .....	6-4
Non-Conference Away .....	1-5
Non-Conference Neutral .....	4-1

vs. Pac-10 (League Games Only) .....	0-0
Pac-10 Home .....	0-0
Pac-10 Away .....	0-0

vs. Ranked Opponents* .....	4-8
vs. Top 10 Opponents* .....	3-6
vs. Unranked Teams* .....	7-2

\*Top 25 ranking at time played.

### VS. PAC-10 SCHOOLS

Arizona .....	0-2
California .....	0-0
Oregon State .....	0-1
Stanford .....	0-0
UCLA .....	0-0
USC .....	0-0
Washington .....	0-0
Washington State .....	0-0
Overall vs. Pac-10 .....	0-3

### DAYS OF THE WEEK

Monday .....	1-0
Tuesday .....	0-1
Wednesday .....	0-1
Thursday .....	0-0
Friday .....	3-2
Saturday .....	6-1
Sunday .....	1-5

### MONTHS OF THE YEAR

January .....	1-2
February .....	7-8
March .....	3-0
April .....	0-0
May .....	0-0
June .....	0-0

### UNIFORMS

Old School .....	6-4
White Home .....	4-1
Gray Sleeveless .....	0-3
Gray 'Old School' .....	0-0
Maroon BP .....	1-2
Black Shoes .....	6-9
White Shoes .....	5-1

### PITCHING

Averill Starts .....	3-3
Urquidez Starts .....	3-1
Bordes Starts .....	0-2
Marotz Starts .....	1-0
Zinicola Starts .....	2-1
Barnette Starts .....	0-2
Bresnehan Starts .....	2-1

Starter Goes Less Than 5 .....	1-6
Starter Goes 5+ .....	10-4

### MISC. HITTING

Larish Records Hit .....	8-7
Larish Hits HR .....	2-2
Buck Records Hit .....	11-6
Buck Mult-Hit Game .....	7-2
TV Games .....	0-0
Radio Games .....	1-7

Longest Win Streak .....	3
Longest Losing Streak .....	6
Last Five Games .....	4-1
Last 10 Games .....	5-5
Last 15 Games .....	8-7
Last 20 Games .....	11-9
Current Streak .....	Won 3

Largest Winning Margin .....	12
Largest Losing Margin .....	10

vs. Teams .500 or better .....	7-8
vs. Teams worse than .500 .....	3-1

### LEADING OFF

Curtis Leads Off .....	6-3
Hoofit Leads Off .....	0-1
Buck Leads Off .....	0-4
Sferra Leads Off .....	4-2
Laguna Leads Off .....	1-0





# Sun Devil Baseball 2005

## Sun Devil Baseball Team and Player Superlatives

(2005 Season and Player Superlatives -- through 21 games)

### Arizona State Team Superlatives

#### TEAM BATTING

Most At-Bats:	48	Arizona (2/15)
Fewest At-Bats:	28	Ohio State (3/6)
Most Runs (Game):	12 - 2x	Baylor (2/26)
Most Runs (Inning):	5 - 2x (1st)	East Carolina (3/5)
Most Runs (1st Inning):	5	East Carolina (3/5)
Fewest Runs (Game):	0	Gonzaga (2/13)
Most Hits (Game):	16	Baylor (2/26)
Fewest Hits (Game):	4	Gonzaga (2/13)
RBI:	11	Baylor (2/26)
Doubles:	4 - 2x	NMSU (2/7)
Triples:	1 - 6x	Baylor (2/27)
Home Runs:	2 - 2x	East Carolina (3/5)
Total Bases:	23	NMSU (2/7)
Walks:	8	NMSU (2/4)
Most Strikeouts:	15	North Carolina (3/4)
Fewest Strikeouts:	2	Baylor (2/26)
Sacrifice Bunts:	2	Baylor (2/27)
Sacrifice Flies:	2	Baylor (2/26)
Stolen Bases:	6	NMSU (2/7)
Left on Base:	14	North Carolina (3/4)
Hit into DP:	2 - 2x	Baylor (2/26)
Hit by Pitches:	3	Arizona (2/15)

#### TEAM FIELDING

Most Putouts:	41	Arizona (2/15)
Most Assists:	17	OSU (2/6)
Most Errors:	5	OSU (2/6)
DPs Turned:	3	Tulane (2/20)

#### TEAM PITCHING

Most Runs Allowed:	12	OSU (2/6)
Fewest Runs Allowed:	0 - 2x	Ohio State (3/6)
Most Hits Allowed:	16	LBSU (1/30)
Fewest Hits Allowed:	3	North Carolina (3/4)
Most Strikeouts:	14 - 2x	North Carolina (3/4)
Fewest Strikeouts:	4	Gonzaga (2/5)
Most Walks:	7 - 2x	North Carolina (3/4)
Fewest Walks:	0	NMSU (2/4)
Hit-by-Pitches:	5	LBSU (1/28)
Wild Pitchers:	3	LBSU (1/28)
Balks:	1 - 4x	Baylor (2/26)
Home Runs Allowed:	3	Arizona (2/23)
Most Pitchers Used:	7	Arizona (2/23)

#### MISCELLANEOUS

Consecutive Wins:	3	--
Consecutive Losses:	6	--
Home Wins In a Row:	2	--
Road Wins In a Row:	3	--
Longest Game:	5:13	Arizona (2/15)
Shortest Game:	2:15	Gonzaga (2/13)
Most Innings:	14	Arizona (2/15)
Largest Home Attendance:	4,783	LBSU (1/28)
Largest Road Attendance:	7,435	Tulane (2/19)
Largest 3-Game Home Attendance:	10,532	LBSU

### Arizona State Player Superlatives

#### INDIVIDUAL BATTING

At-Bats:	6	Several (North Carolina; 3/4)
Runs:	3 - 4x	Buck (Baylor; 2/26)
Hits:	4 - 3x	Buck (Baylor; 2/26)
RBIs:	4 - 3x	Fox (Baylor; 2/26)
Doubles:	3	Gosewisch (NMSU; 2/7)
Triples:	1 - 6x	Laguna (Baylor; 2/27)
Home Runs:	2	Larish (Arizona; 2/23)
Grand Slams:	1	Buck (Baylor; 2/25)
Total Bases:	8	Larish (Arizona; 2/23)
Walks:	4	Curtis (North Carolina; 3/4)
Strikeouts:	4	Larish (North Carolina; 3/4)
Hit By Pitch:	1	Several Players
Sacrifice Flies:	1 - 8x	Gosewisch (Baylor; 2/26)
Sacrifice Bunts:	2	Romine (Oregon State; 2/6)
Stolen Bases:	4	Laguna (NMSU; 2/7)
Caught Stealing:	1 - 14x	Sferra (North Carolina; 3/4)
Runners LOB:	6	Gosewisch (LBSU; 1/28)

#### INDIVIDUAL FIELDING

Putouts:	14 - 2x	Gosewisch (Arizona; 2/15)
Assists (INF):	6	Romine (NMSU; 2/7)
Assists (OF):	1 - 2x	Laguna (Tulane; 2/20)
Errors:	2 - 4x	Romine (Ohio State; 3/6)
Passed Balls:	None	None

#### INDIVIDUAL PITCHING

Innings Pitched:	9.0 - 2x	Averill (USA; 2/12)
Runs Allowed:	7	Zinicola (NMSU; 2/7)
Walks:	6	Urquidez (Tulane; 2/18)
Strikeouts:	14	Averill (NMSU; 2/4)
Hits Allowed (S):	10	Urquidez (LBSU; 1/29)
Fewest Hits (S):	2	Bresnehan (Baylor; 2/26)
Wild Pitches:	2 - 2x	Zinicola (NMSU; 2/7)
Hit Batters:	2 - 3x	Zinicola (NMSU; 2/7)
Balks:	1 - 4x	Garrison (Baylor; 2/26)

### Runners in Scoring Position

Player	Avg	AB	H	RBI
Willy Fox	.500	6	3	9
Colin Curtis	.462	26	12	15
Rocky Laguna	.455	11	5	9
Zechry Zinicola	.364	11	4	3
Tuffy Gosewisch	.357	28	10	16
Jeff Larish	.300	30	9	16
Travis Buck	.276	29	8	11
Joey Hooft	.250	16	4	6
Vinny Biancamano	.222	9	2	2
Andrew Romine	.217	23	5	5
J.J. Sferra	.217	23	5	6
Joe Persichina	.059	17	1	2
Seth Dhaenens	.000	4	0	0
Eric Sogard	.000	3	0	0
Jeff Landry	.000	3	0	0
<b>Totals</b>	<b>.282</b>	<b>241</b>	<b>68</b>	<b>100</b>

### Bases Loaded

Player	Avg	AB	H	RBI
Tuffy Gosewisch	.500	2	1	2
Travis Buck	.500	2	1	4
Willy Fox	.000	2	0	2
Rocky Laguna	.000	1	0	0
J.J. Sferra	.000	1	0	0
Jeff Landry	.000	1	0	0
Colin Curtis	.000	1	0	1
Joey Hooft	.000	0	0	0
Joe Persichina	.000	0	0	1
<b>Totals</b>	<b>.200</b>	<b>10</b>	<b>2</b>	<b>10</b>



# Sun Devil Baseball 2005

## Games With At Least One Hit

Biancamano .....	5 of 14 games
Buck .....	17 of 21 games
Butler .....	1 of 6 games
Curtis .....	15 of 21 games
Dhaenens .....	1 of 9 games
Fox .....	6 of 11 games
Gosewisch .....	18 of 21 games
Hoofit .....	11 of 15 games
Laguna .....	5 of 14 games
Larish .....	15 of 21 games
Persichina .....	8 of 20 games
Romine .....	12 of 21 games
Sferra .....	14 of 20 games
Sogard .....	1 of 4 games
Zinicola .....	7 of 11 games

\*must be an official at-bat to count

## Games With An RBI

Biancamano .....	2 of 14 games
Buck .....	8 of 21 games
Butler .....	0 of 6 games
Curtis .....	9 of 21 games
Dhaenens .....	0 of 9 games
Fox .....	4 of 11 games
Gosewisch .....	12 of 21 games
Hoofit .....	4 of 15 games
Laguna .....	6 of 14 games
Larish .....	9 of 21 games
Persichina .....	2 of 20 games
Romine .....	4 of 21 games
Sferra .....	5 of 20 games
Sogard .....	0 of 4 games
Zinicola .....	2 of 11 games

\*may reflect walk with an RBI

## Extra Base Hits

Larish .....	12
Gosewisch .....	8
Buck .....	8
Sferra .....	4
Hoofit .....	4
Laguna .....	4
Romine .....	4
Curtis .....	3
Fox .....	3
Biancamano .....	2
Zinicola .....	1
Persichina .....	1
Williams .....	0
Butler .....	0

## Home Run Breakdown

Total Home Runs .....	11
Solo Home Runs .....	2
2-Run Home Runs .....	5
3-Run Home Runs .....	3
Grand Slams .....	1
Back-to-Back .....	0
First Inning .....	2
Second Inning .....	1
Third Inning .....	1
Fourth Inning .....	3
Fifth Inning .....	3
Sixth Inning .....	0
Seventh Inning .....	1
Eighth Inning .....	0
Ninth Inning .....	0
Tenth or later .....	0
Pinch-Hit Home Runs .....	0
vs. RHP .....	5
vs. LHP .....	6
0-outs .....	4
1-outs .....	2
2-outs .....	5

## Breaking Down the Bullpen:

2005 Season Bullpen Stats										1st Batters		Last Relief App.		IP		H		R		ER		BB		SO	
Pitcher	G	W-L-S	ERA	IP	H	R-ER	RI/S	Retired/Faced																	
Andes	2	0-0-0	0.00	1.2	1	0-0	3/0	1/2	2/26 vs. BU	1.0	1	0	0	0	0	1									
Averill	0	0-0-0	0.00	0.0	0	0-0	0/0	0/0	—																
Barnette	10	1-0-0	6.46	15.1	19	13-11	12/5	4/10	3/5 at ECU	2.2	1	0	0	1	1										
Bordes	8	1-0-1	4.42	18.1	15	9-9	14/6	7/8	3/6 vs. OSU	3.0	1	0	0	1	4										
Bresnehan	6	0-0-0	2.08	13.0	14	3-3	7/4	3/6	2/23 at Arizona	1.0	3	1	1	0	2										
Dryanski	3	0-0-0	4.26	6.1	9	5-3	1/1	0/3	2/23 at Arizona	2.1	5	2	2	0	1										
Garrison	4	0-0-0	24.00	3.0	8	8-8	3/1	3/4	2/26 vs. BU	0.1	2	1	1	0	1										
Marotz	4	0-1-0	7.71	4.2	7	4-4	1/0	3/4	2/23 at Arizona	0.1	1	1	1	0	0										
Satow	0	0-0-0	0.00	0.0	0	0-0	0/0	0/0	—																
Urquidez	5	2-1-0	0.00	14.0	4	3-0	4/3	1/5	3/4 vs. UNC (w)	5.1	0	0	0	3	9										
Zinicola	4	2-0-1	6.35	5.2	5	7-4	6/3	2/5	2/7 vs. NMSU (w)	3.0	3	7	4	4	3										

RI = Runners Inherited S = Runners Scored H = Hold (quality relief appearance to give team a chance to win)

## Charting The Bullpen:

Opponent	Date	W-L-S	Pitchers	Inn.	IP	H	R-ER	BB	SO
LBSU	1/28	---	Bresnehan/Barnette/Zinicola/Dryanski	5th	5.0	1	3-0	3	5
LBSU	1/29	W	Marotz/Zinicola	6th	4.0	3	1-1	0	5
LBSU	1/30	---	Barnette/Bresnehan/Garrison/Andes	5th	5.0	10	8-8	3	7
Gonzaga	2/5	S	Barnette/Zinicola	8th	2.0	5	3-3	1	0
Oregon St.	2/6	---	Barnette/Bresnehan	5th	4.2	9	6-6	1	8
NMSU	2/7	W	Barnette/Zinicola	6th	3.1	3	7-4	4	3
Oklahoma	2/12	W	Bresnehan/Barnette	6th	3.2	2	0-0	1	5
Gonzaga	2/13	---	Bordes	5th	4.2	3	0-0	0	3
Arizona	2/15	L	Bordes/Bresnehan/Marotz	6th	8.1	7	5-5	3	10
Tulane	2/18	---	Dryanski	6th	3.0	4	1-1	1	2
Tulane	2/19	---	Bordes/Marotz/Garrison	6th	3.0	5	2-2	2	3
Tulane	2/20	---	Barnette/Bordes/Urquidez	4th	5.0	6	4-4	2	2
Arizona	2/23	---	Dryanski/Bresnehan/Bordes/Urquidez/Marotz/Garrison	2nd	6.1	11	6-6	1	3
Baylor	2/25	W	Urquidez	7th	3.0	1	0-0	2	4
Baylor	2/26	W	Bordes/Garrison/Barnette/Andes	5th	5.0	6	2-2	1	4
Baylor	2/27	L	Urquidez/Barnette/Bordes	6th	5.0	4	4-0	4	3
N. Carolina	3/4	W	Urquidez	6th	5.1	0	0-0	3	9
E. Carolina	3/5	---	Barnette	7th	2.2	1	0-0	1	1
Ohio State	3/6	S	Bordes	7th	3.0	1	0-0	1	4

## Starters vs. The Bullpen

		W-L	IP	H	R	ER	BB	SO
Starting Pitchers	4.55 ERA	5-8	110.2	126	74	56	30	89
Relief Pitchers	4.50 ERA	6-2-2	82.0	82	52	41	34	81



# Sun Devil Baseball 2005

## Sun Devil Pitchers – Career Game-by-Game

### Seth Garrison • RHP • #17

2005	Opp	S/R	W/L	IP	H	R	ER	BB-SO
1/30	LBSU (#14)	R	---	1.1	4	5	5	2-2
2/19	Tulane (#1)	R	---	1.0	0	0	0	0-2
2/23	Arizona (#7)	R	---	0.1	2	2	2	1-0
2/26	Baylor (#8)	R	---	0.1	2	1	1	0-1
Season Totals		4	0-0	3.0	8	8	8	3-5

### Quentin Andes • RHP • #21

2005	Opp	S/R	W/L	IP	H	R	ER	BB-SO
1/30	LBSU (#14)	R	---	0.2	0	0	0	0-0
2/26	Baylor (#8)	R	---	1.0	1	0	0	0-1
Season Totals		2	0-0	1.2	1	0	0	0-1

2004	Opp	S/R	W/L	IP	H	R	ER	BB-SO
2/8	FSU (#18)	R	S	2.1	1	0	0	2-4
2/15	OKLA	R	---	1.1	1	1	1	1-1
2/27	UConn	R	---	1.0	1	1	1	3-2
3/5	ECU (#18)	R	W	0.2	1	0	0	0-0
3/7	ECU (#18)	R	W	1.2	2	1	1	1-2
3/13	Tulane (#11)	R	---	2.2	1	0	0	1-1
3/16	Okla. State	R	W	3.0	2	0	0	0-2
3/19	Cal	R	L	1.1	3	2	2	0-1
3/27	Washington	R	S	3.0	1	0	0	0-3
3/28	Washington	R	---	0.1	2	2	2	0-0
4/3	USC	R	---	0.0	2	2	1	1-0
4/4	USC	R	---	0.1	4	3	3	0-0
4/8	ORU (#24)	R	---	0.0	0	0	0	2-0
4/27	Wichita St.	R	---	1.1	2	1	1	0-1
5/4	NMSU	R	---	1.2	0	0	0	0-4
5/16	Oregon St.	R	---	1.0	2	1	1	1-1
5/19	NMSU	R	W	2.2	2	1	1	2-3
5/23	Arizona	R	---	0.0	3	2	2	1-0
5/28	Stanford	R	---	4.0	2	0	0	1-2
5/30	Stanford	R	W	1.0	1	0	0	2-0
6/5	CSF (#9)	R	---	2.1	0	0	0	0-0
Season Totals		20	5-1-2	31.2	32	17	16	18-27

### Kevin Dryanski • RHP • #31

2005	Opp	S/R	W/L	IP	H	R	ER	BB-SO
1/28	LBSU (#14)	R	---	1.0	0	2	0	0-0
2/18	Tulane (#1)	R	---	3.0	4	1	1	1-2
2/23	Arizona (#7)	R	---	2.1	5	2	2	0-1
Season Totals		3	0-0	6.1	9	5	3	1-3

### Jason Urquidez • RHP • #34

2005	Opp	S/R	W/L	IP	H	R	ER	BB-SO
1/29	LBSU (#14)	S	---	5.0	10	5	5	1-4
2/5	Gonzaga	S	W	7.0	6	5	4	1-4
2/12	Oklahoma	S	---	5.1	9	5	4	1-3
2/18	Tulane (#1)	S	L	5.0	7	6	6	6-7
2/20	Tulane (#1)	R	---	0.1	1	0	0	0-1
2/23	Arizona (#7)	R	---	1.0	0	0	0	0-0
2/25	Baylor (#8)	R	W	3.0	1	0	0	2-4
2/27	Baylor (#8)	R	L	4.1	2	3	0	3-2
3/4	UNC (#4)	R	---	5.1	0	0	0	3-9
Season Totals		9	3-2	36.1	36	24	19	17-34

2004	Opp	S/R	W/L	IP	H	R	ER	BB-SO
2/8	FSU (#18)	S	W	5.0	6	1	1	3-9
2/14	Utah	S	W	6.0	3	0	0	2-7
2/22	Rice (#1)	S	W	9.0	3	1	1	2-7
2/29	UConn	S	W	3.0	3	1	1	1-1
3/6	ECU (#18)	S	W	7.0	5	4	3	3-4
3/12	Tulane (#11)	S	W	5.2	4	1	1	5-5
3/20	California	S	L	1.1	4	3	3	2-0
3/26	Washington	S	L	4.1	5	5	3	4-6
4/2	USC	S	W	8.1	7	3	3	6-7
4/9	ORU (#24)	S	W	7.0	5	1	1	2-6
4/17	UCLA	S	---	4.0	8	3	3	0-2
4/24	WSU	S	---	6.1	7	2	2	1-4
4/27	Wichita St.	R	---	1.0	1	1	1	2-1
4/28	Wichita St.	R	---	1.1	3	2	2	1-2
5/3	NMSU	S	W	5.0	2	1	1	2-7
5/15	Oregon St.	S	W	8.1	9	1	1	2-12
5/22	Arizona	S	W	7.1	3	2	2	4-9
5/29	Stanford (#2)	S	L	2.1	6	5	5	2-1
6/5	Minnesota	S	W	5.1	6	3	3	3-4
Season Totals		19	12-3	97.2	90	40	37	47-94

### Zechry Zinicola • RHP • #37

2005	Opp	S/R	W/L	IP	H	R	ER	BB-SO
1/28	LBSU (#14)	R	---	0.1	0	0	0	0-1
1/29	LBSU (#14)	R	W	1.1	1	0	0	0-1
2/5	Gonzaga	R	S	1.0	1	0	0	0-0
2/7	NMSU	R	W	3.0	3	7	4	4-3
2/13	Gonzaga	S	L	4.1	3	2	0	1-4
2/23	Baylor (#8)	S	---	6.0	9	3	2	0-6
3/4	UNC (#4)	S	---	5.2	3	3	3	4-5
Season Totals		7	2-1-1	21.2	20	15	9	10-20

2004	Opp	S/R	W/L	IP	H	R	ER	BB-SO
2/6	FSU (#18)	R	W	2.0	1	0	0	1-2
2/16	Gonzaga	R	S	2.0	3	0	0	0-4
2/20	Lamar	R	L	1.0	2	2	2	1-1
2/29	UConn	R	---	2.0	4	3	2	2-2

3/7	ECU (#18)	S	---	3.0	1	0	0	1-3
3/17	Okla. State	S	---	2.0	4	3	3	2-2
3/21	California	S	W	7.0	6	2	2	1-5
3/28	Washington	S	---	4.0	3	2	1	1-3
4/3	USC	R	---	3.1	4	5	5	1-2
4/8	ORU (#24)	R	---	2.0	1	0	0	0-0
4/9	ORU (#24)	R	---	2.0	1	0	0	1-2
4/12	Arizona	R	S	1.2	2	0	0	0-5
4/17	UCLA	R	W	1.1	0	0	0	0-2
4/18	UCLA	R	L	3.0	5	2	2	0-3
4/24	WSU	R	W	2.2	1	0	0	0-3
4/27	Wichita St.	R	S	1.0	2	0	0	0-1
4/28	Wichita St.	R	S	1.1	2	0	0	0-1
5/4	NMSU	R	---	1.0	1	0	0	0-0
5/14	Oregon St.	R	S	2.0	0	0	0	1-4
5/15	Oregon St.	R	S	0.2	1	0	0	0-1
5/22	Arizona	R	---	1.2	1	0	0	2-1
5/23	Arizona	R	---	0.2	2	3	3	1-1
5/30	Stanford (#2)	R	S	4.2	2	0	0	2-4
6/4	Pepperdine	R	---	0.2	1	1	0	0-1
6/5	Minnesota	R	S	3.2	4	1	1	3-4
Season Totals		25	4-2-8	56.1	52	24	21	20-57

### Pat Bresnehan • RHP • #40

2004	Opp	S/R	W/L	IP	H	R	ER	BB-SO
1/28	LBSU (#14)	R	---	1.2	1	0	0	1-2
1/30	LBSU (#14)	R	---	0.2	3	1	1	1-2
2/6	OSU	R	---	4.1	4	1	1	1-7
2/12	Oklahoma	R	---	0.0	1	0	0	0-0
2/15	Arizona (#9)	R	---	5.1	2	0	0	2-7
2/20	Tulane (#1)	S	L	3.0	4	5	5	2-1
2/23	Arizona (#7)	R	---	1.0	3	1	1	0-2
2/26	Baylor (#8)	S	---	4.0	2	2	2	1-2
3/6	Ohio State	S	W	6.0	5	0	0	2-4
Season Totals		9	1-1-0	26.0	25	10	10	10-27

2004	Opp	S/R	W/L	IP	H	R	ER	BB-SO
2/7	FSU (#18)	R	---	0.2	0	0	0	0-0
2/8	FSU (#18)	R	---	0.0	1	3	3	3-0
2/15	OKLA	R	---	0.1	0	0	0	0-1
2/16	Gonzaga	R	W	5.0	4	0	0	1-7
2/24	ARIZ (#16)	R	S	3.0	0	0	0	1-5
2/28	UConn	R	W	4.0	2	2	0	4-5
3/5	ECU (#18)	R	S	1.0	0	0	0	0-1
3/6	ECU (#18)	R	S	2.0	1	0	0	0-2
3/14	Tulane (#11)	R	S	2.0	1	0	0	0-2
3/16	Okla. State	R	S	1.2	2	0	0	0-1
3/19	California	R	---	2.0	1	0	0	1-1
3/21	California	R	---	2.0	6	2	2	0-0
3/28	Washington	R	L	2.2	4	3	3	0-2
4/4	USC	R	---	2.2	3	2	2	1-3
4/8	ORU (#24)	R	L	1.1	3	6	3	4-2
4/12	Arizona	S	---	2.0	5	4	4	3-1
4/18	UCLA	R	---	1.0	1	1	1	0-1
4/25	WSU	R	---	0.2	1	3	3	3-1
4/27	Wichita St.	R	---	2.2	1	0	0	3-4
5/4	NMSU	R	---	1.0	2	1	1	1-2
5/18	New Mexico	R	---	0.2	0	0	0	0-1
5/23	Arizona	R	---	0.2	1	0	0	0-1
5/29	Stanford (#2)	R	---	2.1	2	0	0	2-2
Season Totals		23	3-2-5	41.1	41	28	22	27-45

### Erik Averill • LHP • #45

2005	Opp	S/R	W/L	IP	H	R	ER	BB-SO
1/28	LBSU (#14)	S	L	4.0	9	4	3	0-6
2/4	NMSU	S	W	9.0	7	0	0	0-14
2/12	S. Alabama	S	---	9.0	5	2	1	1-8
2/19	Tulane (#1)	S	L	5.0	8	5	5	1-1
2/27	Baylor (#8)	S	---	5.0	6	4	4	1-4
3/5	ECU	S	W	6.1	6	3	2	4-3
Season Totals		6	3-2	38.1	41	18	15	7-36

2004	Opp	S/R	W/L	IP	H	R	ER	BB-SO
2/7	FSU (#18)	R	---	5.0	4	1	1	3-3
2/13	CSUN	R	W	2.2	0	0	0	0-3
2/16	Gonzaga	S	---	2.0	5	7	5	2-2
2/20	Lamar	R	---	2.2	1	0	0	0-0
2/28	UConn	R	---	1.0	0	0	0	1-1
2/29	UConn	R	---	2.0	0	0	0	1-2
3/5	ECU (#18)	R	---	2.0	4	3	3	0-2
3/12	Tulane (#11)	R	---	4.2	0	0	0	0-4
3/14	Tulane (#11)	R	W	2.2	2	1	1	1-1
3/19	Cal	R	---	2.2	5	5	5	0-2
3/26	Washington	R	---	4.2	8	6	6	2-3
4/3	USC	R	L	2.2	4	3	3	1-0
4/4	USC	R	---	2.0	3	0	0	0-2
4/8	ORU (#24)	S	---	3.1	8	2	2	0-2
4/12	Arizona	R	---	3.2	4	1	1	2-4
4/17	UCLA	R	---	3.2	0	0	0	0-2
4/25	WSU	S	L	5.1	5	5	3	3-2
4/27	Wichita St.	R	W	2.0	0	0	0	0-1
5/4	NMSU	R	---	0.1	3	1	1	0-0
5/14	Oregon St.	R	W	2.0	1	0	0	1-3
5/16	Oregon St.	R	S	1.1	0	0	0	0-3
5/21	Arizona	R	S	4.0	2	1	1	3-3
5/23	Arizona	R	---	2.1	2	0	0	2-1
5/29	Stanford (#2)	R	---	3.1	5	5	5	1-2
6/4	Pepperdine	S	L	2.0	5	4	2	0-4
6/5	CSF (#9)	R	L	6.2	12	5	5	0-4
Season Totals		26	4-4-2	76.1	83	50	44	23-56



# Sun Devil Baseball 2005

## Sun Devil Pitchers – Career Game-by-Game

### Brett Bordes • LHP • #49

2005	Opp	S/R	W/L	IP	H	R	ER	BB-SO
1/30	LBSU (#14)	S	L	4.0	6	3	0	0-4
2/6	OSU	S	L	4.1	6	6	4	2-2
2/13	Gonzaga	R	---	4.2	3	0	0	0-3
2/15	Arizona (#9)	R	---	2.1	3	3	3	1-2
2/19	Tulane (#1)	R	---	1.0	3	2	2	1-0
2/20	Tulane (#1)	R	---	3.2	2	3	3	1-1
2/23	Arizona (#7)	R	---	1.1	0	0	0	0-0
2/26	Baylor (#8)	R	W	2.0	3	1	1	1-0
2/27	Baylor (#8)	R	---	0.1	0	0	0	0-0
3/6	Ohio State	R	S	3.0	1	0	0	1-4
Season Totals		10	1-2-1	26.2	27	18	13	7-16

2004	Opp	S/R	W/L	IP	H	R	ER	BB-SO
2/7	FSU (#18)	S	---	0.2	4	6	6	3-2
2/15	OKLA	R	---	2.0	3	2	2	1-3
2/24	ARIZ (#16)	S	W	6.0	3	0	0	3-10
3/14	Tulane (#11)	S	---	4.1	3	0	0	3-6
3/20	California	R	---	2.1	6	4	4	1-1
3/27	Washington	S	W	6.0	4	4	4	5-6
4/3	USC	S	---	1.1	2	1	1	3-1
4/18	UCLA	R	---	0.2	0	3	3	4-2
4/27	Wichita St.	R	---	0.2	1	0	0	0-0
5/3	NMSU	R	S	4.0	2	1	1	1-3
5/16	Oregon St.	S	W	5.0	4	2	1	2-4
5/23	Arizona	S	L	0.1	3	6	6	4-0
5/30	Stanford (#2)	S	---	0.1	4	4	4	1-0
Season Totals:		13	3-1-1	33.2	39	32	32	30-38

2003	Opp.	S/R	W/L	IP	H	R	ER	BB-SO
1/16	UHH	R	---	1.2	0	0	0	2-2
1/19	UHH - 2	R	---	1.0	1	1	1	1-1
1/26	SDSU	R	---	0.1	1	0	0	1-0
1/31	LBSU	R	---	0.1	2	1	1	0-0
2/8	BYU	R	---	1.1	0	0	0	0-3
2/15	Okla. State	R	---	2.0	2	1	1	3-2
2/22	ND	R	---	2.1	1	0	0	2-3
3/2	PSU	R	---	0.2	2	0	0	0-2
3/9	CSUN	R	---	2.0	0	0	0	1-1
3/14	Oklahoma	R	---	1.0	1	0	0	1-1
3/16	Oklahoma	R	---	1.0	1	1	1	0-2
3/19	Wichita St.	R	---	1.0	1	2	2	1-0
3/23	Stanford	R	---	1.0	0	0	0	0-0
3/24	Stanford	R	---	0.1	1	0	0	1-0
3/28	USC	R	W	0.1	0	0	0	0-0
3/30	USC	R	---	0.1	2	1	1	1-0
4/2	N. Mexico	R	---	0.2	1	1	1	2-2
4/13	Cal - 2	R	---	1.0	0	0	0	2-0
4/17	UCLA	R	---	0.2	0	0	0	0-1
4/18	UCLA	R	L	1.0	0	1	1	0-1
4/26	WSU	R	---	0.1	0	0	0	2-0
4/27	WSU	R	---	1.0	1	0	0	1-2
5/14	Oregon St.	R	---	1.0	3	2	0	0-1
5/18	UW	R	---	2.0	0	0	0	3-1
5/25	Arizona	R	---	0.2	0	1	1	2-1
6/1	UNLV	R	---	1.0	0	0	0	0-1
6/8	CSF	R	---	2.0	0	0	0	2-1
Season Totals:		27	1-1	28.0	21	12	10	28-27

### Tony Barnette • RHP • #50

2005	Opp	S/R	W/L	IP	H	R	ER	BB-SO
1/28	LBSU (#14)	R	---	2.0	0	1	0	1-2
1/30	LBSU (#14)	R	---	2.1	3	2	2	0-3
2/5	Gonzaga	R	---	1.0	4	3	3	1-0
2/6	OSU	R	---	0.1	5	5	5	0-1
2/7	NMSU	R	---	0.1	0	0	0	0-0
2/12	Oklahoma	R	W	3.2	1	0	0	1-5
2/15	Arizona (#9)	S	---	5.1	5	2	1	2-3
2/20	Tulane (#1)	R	---	1.0	3	1	1	1-0
2/23	Arizona (#7)	S	L	1.2	6	5	5	0-1
2/26	Baylor (#8)	R	---	1.2	0	0	0	0-2
2/27	Baylor (#8)	R	---	0.1	2	1	0	1-1
3/5	ECU	R	---	2.2	1	0	0	1-1
Season Totals		12	1-1	22.1	30	20	17	8-19



# Sun Devil Baseball 2005

## Sun Devil Miscellaneous Hitting Statistics

Stats By Position			Stats By Order			Record By Margin				Big Innings	
Pos.	HR	RBI	Pos.	HR	RBI	No.	Total	H	A	Runs	No.
C	2	21	1	0	9	1R	2-2	1-1	1-1	2	15
1B	5	20	2	1	13	2R	4-1	3-0	1-1	3	11
2B	0	5	3	0	8	3R	1-0	0-0	1-0	4	5
3B	0	5	4	5	19	4R	0-1	0-1	0-0	5	2
SS	0	5	5	2	23	5R	1-1	0-0	1-1	6	0
LF	0	15	6	2	20	6R	0-4	0-1	0-3	7	0
CF	0	6	7	0	4	7R	1-0	0-0	1-0	8	0
RF	1	16	8	1	10	8R	1-0	1-0	0-0	9	0
DH/P	3	15	9	0	8	9R	0-0	0-0	0-0	10+	0
PH	0	5	Tot.	11	112	10+R	1-1	1-1	0-0	Tot.	33
Tot.	11	112				Tot.	11-10	6-4	5-6		

\*A\* includes neutral

## How the Sun Devils Have Scored:

0-Out Runs	1-Out Runs	2-Out Runs	Total Runs	Two-Out RBI
25	38	61	124	53

## Home Runs By ASU (11)

Player	Date	Opp.	Pitcher	Runners
Gosewisch	2/6	Oregon St.	Maxwell (L)	2-run HR
Larish	2/12	S. Alabama	Walters (R)	2-run HR
Larish	2/12	Oklahoma	McCutchen (R)	3-run HR
Fox	2/20	Tulane	Crowel (L)	2-run HR
Larish	2/23	Arizona	Coulon (L)	Solo HR
Larish	2/23	Arizona	Berger (L)	Solo HR
Buck	2/25	Baylor	Taylor (L)	Grand Slam
Fox	2/26	Baylor	VanAllen (L)	2-run HR
Fox	2/27	Baylor	McCormick (R)	3-run HR
Gosewisch	3/5	ECU	Brooks (R)	2-run HR
Larish	3/6	ECU	Brooks (R)	3-run HR

## Home Runs By Opponents (18)

Player	Date	Team	Pitcher	Runners
Sindlinger	1/30	LBSU	Bordes	2-run HR
Thibault	2/5	Gonzaga	Urquidez	Solo HR
Anderson	2/6	Oregon St.	Bordes	Solo HR
Harvey	2/7	NMSU	Marotz	Solo HR
Harvey	2/7	NMSU	Zinicola	3-run HR
Van Houten	2/15	Arizona	Bordes	2-run HR
Brown	2/15	Arizona	Marotz	2-run HR
Southard	2/18	Tulane	Urquidez	Solo HR
Barket	2/20	Tulane	Bresnehan	Grand Slam
Manzello	2/20	Tulane	Bordes	Solo HR
Frey	2/23	Arizona	Barnette	Solo HR
Boyer	2/23	Arizona	Dryanski	Solo HR
Hundley	2/23	Arizona	Bresnehan	Solo HR
Reynolds	2/26	Baylor	Bresnehan	Solo HR
Reynolds	2/27	Baylor	Averill	2-run HR
Webb	3/4	UNC	Zinicola	Solo HR
Flack	3/4	UNC	Zinicola	2-run HR
Richardson	3/5	ECU	Averill	Solo HR

## Series Pitching Breakdown:

	W-L	ERA	IP	H	R	ER	BB	SO
LBSU	1-2	5.67	27.0	39	24	17	7	31
Schaefer Tour.	3-1	6.00	36.0	42	30	24	9	34
Surprise	2-1	1.67	27.0	22	9	5	4	23
Tulane	0-3	8.62	24.0	33	24	23	14	16
Baylor	2-1	2.57	28.0	28	15	8	9	23
ECU Tourney	3-0	1.55	29.0	16	6	5	15	26
LSU/WIU	0-0	0.00	0.0	0	0	0	0	0
Oklahoma	0-0	0.00	0.0	0	0	0	0	0
USC	0-0	0.00	0.0	0	0	0	0	0
Wright State	0-0	0.00	0.0	0	0	0	0	0
California	0-0	0.00	0.0	0	0	0	0	0
Stanford	0-0	0.00	0.0	0	0	0	0	0
UCLA	0-0	0.00	0.0	0	0	0	0	0
Oregon State	0-0	0.00	0.0	0	0	0	0	0
Arizona	0-0	0.00	0.0	0	0	0	0	0
Washington	0-0	0.00	0.0	0	0	0	0	0
WSU	0-0	0.00	0.0	0	0	0	0	0

## Series Batting Breakdown:

	AVG	AB	R	H	RBI	2B-3B-HR	BB-SO
LBSU	.298	104	12	31	10	6-2-0	9-21
Schaefer	.347	150	39	52	35	16-2-1	16-31
Surprise	.274	95	14	26	14	3-0-2	9-13
Tulane	.235	102	7	24	7	4-0-1	6-18
Baylor	.303	99	24	30	23	2-1-3	13-17
ECU Tourney	.210	100	17	21	12	4-0-2	20-29
LSU/WIU	.000	0	0	0	0	0-0-0	0-0
Oklahoma	.000	0	0	0	0	0-0-0	0-0
USC	.000	0	0	0	0	0-0-0	0-0
Wright State	.000	0	0	0	0	0-0-0	0-0
California	.000	0	0	0	0	0-0-0	0-0
Stanford	.000	0	0	0	0	0-0-0	0-0
UCLA	.000	0	0	0	0	0-0-0	0-0
Oregon State	.000	0	0	0	0	0-0-0	0-0
Arizona	.000	0	0	0	0	0-0-0	0-0
Washington	.000	0	0	0	0	0-0-0	0-0
WSU	.000	0	0	0	0	0-0-0	0-0

## Pinch-Hitting Statistics:

Player	AB	AVG.	H	2B	3B	HR	RBI
Laguna	6	.500	3	2	1	0	5
Butler	5	.200	1	0	0	0	0
Fox	6	.167	1	0	0	0	0
Dhaenens	8	.125	1	0	0	0	0
Biancamano	5	.200	1	0	0	0	0
Landry	3	.000	0	0	0	0	0
Persichina	4	.000	0	0	0	0	0
Sogard	2	.000	0	0	0	0	0
Sferra	1	.000	0	0	0	0	0
Totals:	40	.175	7	2	1	0	5

## Batted Around (2):

At-Bats	Opponent	Inning	Date
9	NMSU	6th	2/4
9	E. Carolina	1st	3/5

## ASU Double Plays:

Type	No.	Inning	Ending
643	5		4
463	5		2
L36	1		0
1522	1		0
F91	1		0
363	1		0
543	1		0
63	1		1
L14	1		0

## Bunt Chart:

Name	Bunts	H	SAC
Sferra	12	5	3
Romine	7	0	3
Laguna	2	1	0
Hooft	1	1	0
Buck	3	3	0
Persichina	2	0	2
Larish	1	0	1
Curtis	1	1	0



# Sun Devil Baseball 2005

## Starting Lineups By Batting Order

Date	Opponent	No. (Time)	Record	1	2	3	4	5	6	7	8	9
1/28	LBSU	1 (1)	0-1	Hooft	Buck	Gosewisch	Larish	Curtis	Biancamano	Persichina	Romine	Sferra
1/29	LBSU	2 (1)	1-0	Curtis	Buck	Gosewisch	Larish	Zinicola	Persichina	Hooft	Romine	Sferra
1/30	LBSU	3 (1)	0-1	Buck	Hooft	Larish	Zinicola	Curtis	Gosewisch	Persichina	Romine	Sferra
2/4	NMSU	4 (1)	1-0	Curtis	Hooft	Buck	Zinicola	Larish	Gosewisch	Biancamano	Romine	Sferra
2/5	Gonzaga	5 (1)	1-0	Curtis	Hooft	Buck	Larish	Gosewisch	Zinicola	Biancamano	Romine	Sferra
2/6	Oregon State	5 (2)	1-1	Curtis	Hooft	Buck	Larish	Gosewisch	Zinicola	Biancamano	Romine	Sferra
2/7	NMSU	6 (1)	1-0	Curtis	Hooft	Buck	Larish	Gosewisch	Laguna	Persichina	Romine	Sferra
2/12	South Alabama	6 (2)	2-0	Curtis	Hooft	Buck	Larish	Gosewisch	Laguna	Persichina	Romine	Sferra
2/12	Oklahoma	6 (3)	3-0	Curtis	Hooft	Buck	Larish	Gosewisch	Laguna	Persichina	Romine	Sferra
2/13	Gonzaga	7 (1)	0-1	Curtis	Hooft	Buck	Larish	Gosewisch	Persichina	Biancamano	Romine	Sferra
2/15	Arizona	8 (1)	0-1	Curtis	Hooft	Buck	Larish	Gosewisch	Biancamano	Zinicola	Romine	Sferra
2/18	Tulane	9 (1)	0-1	Buck	Gosewisch	Hooft	Curtis	Larish	Zinicola	Biancamano	Romine	Sferra
2/19	Tulane	10 (1)	0-1	Sferra	Curtis	Buck	Gosewisch	Persichina	Hooft	Larish	Zinicola	Romine
2/20	Tulane	11 (1)	0-1	Buck	Hooft	Curtis	Gosewisch	Persichina	Laguna	Larish	Fox	Romine
2/23	Arizona	12 (1)	0-1	Buck	Hooft	Curtis	Larish	Gosewisch	Persichina	Gosewisch	Laguna	Romine
2/25	Baylor	13 (1)	1-0	Laguna	Buck	Curtis	Larish	Gosewisch	Persichina	Biancamano	Romine	Sferra
2/26	Baylor	14 (1)	1-0	Sferra	Buck	Curtis	Larish	Gosewisch	Fox	Biancamano	Persichina	Romine
2/27	Baylor	15 (1)	0-1	Sferra	Buck	Curtis	Larish	Gosewisch	Fox	Sogard	Persichina	Romine
3/4	North Carolina	16 (1)	1-0	Sferra	Buck	Curtis	Larish	Gosewisch	Fox	Landry	Romine	G. Bordes
3/5	East Carolina	17 (1)	1-0	Sferra	Buck	Curtis	Larish	Gosewisch	Sogard	Butler	Romine	Persichina
3/6	Ohio State	16 (2)	2-0	Sferra	Buck	Curtis	Larish	Gosewisch	Fox	Landry	Romine	G. Bordes

Total Number of Different Batting Lineups: 17

Most Common Lineup by Batting Order: #6 (3 times)

## Starting Lineups By Defensive Lineup

Date	Opponent	No. (Time)	Record	C	1B	2B	3B	SS	LF	CF	RF	DH
1/28	LBSU	1 (1)	0-1	Gosewisch	Persichina	Biancamano	Larish	Romine	Curtis	Sferra	Buck	Hooft
1/29	LBSU	2 (1)	1-0	Gosewisch	Persichina	Hooft	Larish	Romine	Curtis	Sferra	Buck	Zinicola
1/30	LBSU	2 (2)	1-1	Gosewisch	Persichina	Hooft	Larish	Romine	Curtis	Sferra	Buck	Zinicola
2/4	NMSU	3 (1)	1-0	Gosewisch	Larish	Biancamano	Hooft	Romine	Curtis	Sferra	Buck	Zinicola
2/5	Gonzaga	3 (2)	2-0	Gosewisch	Larish	Biancamano	Hooft	Romine	Curtis	Sferra	Buck	Zinicola
2/6	Oregon State	3 (3)	2-1	Gosewisch	Larish	Biancamano	Hooft	Romine	Curtis	Sferra	Buck	Zinicola
2/7	NMSU	4 (1)	1-0	Gosewisch	Larish	Persichina	Hooft	Romine	Curtis	Sferra	Buck	Laguna
2/12	South Alabama	4 (2)	2-0	Gosewisch	Larish	Persichina	Hooft	Romine	Curtis	Sferra	Buck	Laguna
2/12	Oklahoma	4 (3)	3-0	Gosewisch	Larish	Persichina	Hooft	Romine	Curtis	Sferra	Buck	Laguna
2/13	Gonzaga	5 (1)	0-1	Gosewisch	Larish	Persichina	Hooft	Romine	Curtis	Sferra	Buck	Biancamano
2/15	Arizona	3 (4)	2-2	Gosewisch	Larish	Biancamano	Hooft	Romine	Curtis	Sferra	Buck	Zinicola
2/18	Tulane	3 (5)	2-3	Gosewisch	Larish	Biancamano	Hooft	Romine	Curtis	Sferra	Buck	Zinicola
2/19	Tulane	6 (1)	0-1	Gosewisch	Larish	Persichina	Hooft	Romine	Curtis	Sferra	Buck	Zinicola
2/20	Tulane	7 (1)	0-1	Gosewisch	Larish	Persichina	Hooft	Romine	Curtis	Buck	Laguna	Fox
2/23	Arizona	8 (1)	0-1	Gosewisch	Larish	Persichina	Hooft	Romine	Curtis	Buck	Laguna	Zinicola
2/25	Baylor	9 (1)	1-0	Gosewisch	Larish	Persichina	Biancamano	Romine	Curtis	Sferra	Buck	Laguna
2/26	Baylor	10 (1)	1-0	Gosewisch	Larish	Persichina	Biancamano	Romine	Curtis	Sferra	Buck	Fox
2/27	Baylor	11 (1)	0-1	Gosewisch	Larish	Persichina	Sogard	Romine	Curtis	Sferra	Buck	Fox
3/4	North Carolina	12 (1)	1-0	Gosewisch	Larish	G. Bordes	Landry	Romine	Curtis	Sferra	Buck	Fox
3/5	East Carolina	13 (1)	1-0	Gosewisch	Larish	Persichina	Sogard	Romine	Curtis	Sferra	Buck	Butler
3/6	Ohio State	12 (2)	2-0	Gosewisch	Larish	G. Bordes	Landry	Romine	Curtis	Sferra	Buck	Fox

Total Number of Different Defensive Lineups: 13

Most Common Lineup by Defense: #3 (5 times)



# Sun Devil Baseball 2005

## Game-by-Game Capsules:

### GAME 1

#### #14 Long Beach State 7, #9 SUN DEVILS 3

Jan. 28 at Packard Stadium

	1	2	3	4	5	6	7	8	9	R	H	E
LBSU	2	0	1	0	1	0	0	1	2	-	7	10 0
ASU	0	0	0	2	0	1	0	0	0	-	3	11 3

W: Ramos (1-0); L: Averill (0-1); S: Jamison (1)

HR: None

Time: 3:51 Attendance: 4,783 Record: 0-1

**HIGHLIGHTS:** A two-out, two-run double by designated hitter Evan Longoria in the top of the first inning gave No. 14 Long Beach State a lead they would never relinquish in a season-opening 7-3 victory over No. 9 Arizona State University in front of 4,783 fans Friday night at Packard Stadium. ASU out-hit the 49ers 11-10, but the defense committed costly errors in the loss. Sophomore left fielder Colin Curtis led the offense going 3-for-4 with a two-run triple. Sophomore lefty Erik Averill was saddled with the loss giving up four runs and nine hits in four innings.

### GAME 2

#### #9 SUN DEVILS 8, #14 Long Beach State 6

Jan. 29 at Packard Stadium

	1	2	3	4	5	6	7	8	9	R	H	E
LBSU	0	0	1	2	2	0	0	1	0	-	6	13 3
ASU	0	1	0	0	1	2	0	3	x	-	8	11 0

W: Zinicola (1-0); L: Liebel (0-1); S: None

HR: None

Time: 3:36 Attendance: 2,926 Record: 1-1

**HIGHLIGHTS:** Freshman center fielder J.J. Sferra singled home the game-winning run in the bottom of the eighth inning to lead the No. 9 Sun Devils to a 8-6 come-from-behind victory over No. 14 Long Beach State in a non-conference game Saturday afternoon at Packard Stadium. The Devils (1-1) trailed Long Beach State (1-1) 5-1 heading into their half of the fifth inning before mother nature halted the game for over an hour with rain and thunder storms passing through the East Valley. ASU scored a single tally right out of the gates in the fifth and then tied the game with a three-run sixth inning. Sferra's game-winning single was part of a three-run eighth inning. Zechry Zinicola picked up the win with 1.1 scoreless innings. Senior transfer Joey Hooft led the Sun Devil offense going 3-for-4 with two runs scored, one RBI and a stolen base.

### GAME 3

#### #14 Long Beach State 11, #9 SUN DEVILS 1

Jan. 30 at Packard Stadium

	1	2	3	4	5	6	7	8	9	R	H	E
LBSU	0	0	3	0	0	0	3	0	5	-	11	16 0
ASU	0	0	0	1	0	0	0	0	0	-	1	9 1

W: Estrada (1-0); L: Bordes (0-1); S: None

HR: Sindlinger (1)

Time: 3:24 Attendance: 2,823 Record: 1-2

**HIGHLIGHTS:** The ninth-ranked Arizona State University baseball team dropped the final game of a season-opening three-game series against No. 14 Long Beach State, 11-1, Sunday afternoon in non-conference action at Packard Stadium. ASU starter Brett Bordes was saddled with the tough luck loss giving up three unearned runs in four innings of work. The junior lefty struck out four and did not allow a walk in his 2005 debut. ASU designated hitter Zechry Zinicola and senior catcher Tuffy Gosewisch each recorded two hits for the Sun Devils. Junior preseason All-American Travis Buck went 1-for-4 with a double and finished the week-end 5-for-12 (.417).

### GAME 4

#### #9 SUN DEVILS 12, NMSU 0

Feb. 4 at Packard Stadium

	1	2	3	4	5	6	7	8	9	R	H	E
NMSU	0	0	0	0	0	0	0	0	0	-	0	7 2
ASU	0	1	2	0	2	4	0	3	x	-	12	15 0

W: Averill (1-1); L: Conner (0-1); S: None

HR: None

Time: 2:47 Attendance: 2,163 Record: 2-2

**HIGHLIGHTS:** Arizona State junior starting pitcher Erik Averill struck out a career high 14 batters in a complete-game shutout to lead the No. 9 Sun Devils to a commanding 12-0 victory over New Mexico State Friday evening at Packard Stadium in the third game of the Bob Schaefer Memorial Tournament. Senior first baseman Jeff Larish added four hits and four RBI as the Sun Devils improved to 2-2 on the season and 1-0 in tournament action. Joey Hooft, Tuffy Gosewisch and Travis Buck all added two hits apiece as the Devils recorded a season high with 15 hits.

### GAME 5

#### #9 SUN DEVILS 10, Gonzaga 8

Feb. 5 at Packard Stadium

	1	2	3	4	5	6	7	8	9	R	H	E
GU	0	0	1	2	0	0	0	2	3	-	8	11 0
ASU	0	3	0	1	4	1	1	0	x	-	10	14 4

W: Urquidez (1-0); L: Bryner (0-1); S: Zinicola (1)

HR: Thibault (1)

Time: 3:24 Attendance: 2,073 Record: 3-2

**HIGHLIGHTS:** Arizona State freshmen Vinny Biancamano and Andrew Romine each recorded three hits and sophomore closer Zechry Zinicola recorded his first save of the season by holding off a late rally to lead the No. 9 Sun Devils to a 10-8 victory over Gonzaga Saturday afternoon at Packard Stadium. Senior starting pitcher Jason Urquidez gave up six hits and five runs (four earned) in seven-plus innings. Biancamano and Romine were part of a 14-hit attack that saw five players record multi-hit games. Freshman teammate J.J. Sferra added two hits as the No. 7-8-9 hitters in the ASU lineup combined to go 8-for-11 with three doubles and five RBI. Sophomore left fielder Colin Curtis went 2-for-4 with three RBI and senior catcher Tuffy Gosewisch was 2-for-4 with two RBI.

### GAME 6

#### Oregon State 12, #9 SUN DEVILS 6

Feb. 6 at Packard Stadium

	1	2	3	4	5	6	7	8	9	R	H	E
OSU	0	2	0	1	8	0	1	0	0	-	12	15 1
ASU	0	4	1	0	0	0	0	1	0	-	6	8 5

W: Gunderson (1-0); L: Bordes (0-2); S: None

HR: Anderson (1), Gosewisch (1)

Time: 3:16 Attendance: 2,099 Record: 3-3

**HIGHLIGHTS:** An eight-run fifth inning by Oregon State and five errors cost the No. 9 Arizona State Sun Devils proved costly in a 12-6 non-conference loss to the Beavers Sunday afternoon at Packard Stadium in the fourth day of the Bob Schaefer Memorial Baseball Tournament. Despite committing four errors in the first three innings, the Sun Devils still held a 5-2 lead. After a single tally in the fourth, OSU sent 11 batters to the plate and hit five doubles in the eight-run fifth to put the game out of reach. Lead-off hitter Colin Curtis was the only Sun Devil to record a multi-hit game, going 2-for-5 with one RBI to extend his hitting streak to seven games dating back to the end of the 2004 season. Senior catcher Tuffy Gosewisch went 1-for-4 with ASU's first home run of the season. Freshman shortstop Andrew Romine went 1-for-2 to extend his hitting streak to five games.

### GAME 7

#### #12 SUN DEVILS 11, NMSU 10

Feb. 7 at Packard Stadium

	1	2	3	4	5	6	7	8	9	R	H	E
NMSU	1	1	0	1	0	0	0	4	3	-	10	9 1
ASU	2	2	1	0	0	0	0	3	3	-	11	15 2

W: Zinicola (2-0); L: Gausman (0-1); S: None

HR: Harvey 2 (3)

Time: 3:30 Attendance: 2,547 Record: 4-3

**HIGHLIGHTS:** Colin Curtis hit a walk-off single to score J.J. Sferra with the game-winning run to cap a three-run ninth inning as the No. 12 Sun Devils pulled off a wild 11-10 victory over New Mexico State Monday evening at Packard Stadium in the final game of the Bob Schaefer Memorial Tournament. The ninth-inning rally was a fitting end to a game that saw ASU lead 5-3 after seven innings and featured four lead changes over the final two innings. The Aggies scored four runs in the top of the eighth to grab a 7-5 lead, but the Sun Devils answered with three runs in the bottom of the eighth to regain the lead at 8-7. Senior third baseman Joey Hooft appeared to have the game-winning hit with a two-run double, staking the Devils to an 8-7 lead. Not to be outdone, New Mexico State left fielder Adam Harvey hit a three-run home run with two outs in the top of the ninth inning off ASU closer Zechry Zinicola to give NMSU a 10-8 lead. Tuffy Gosewisch fueled the ninth-inning heroics with a leadoff double off the right field wall. After a single by redshirt freshman Rocky Laguna, Gosewisch pulled the Devils to within one run when he scored on a wild pitch. Down to their last out after consecutive strikeouts by Joe Persichina and Seth Dhaenens, Sferra responded after being down in the count 1-2 with a clutch single up the middle to score Laguna with tying run. Sferra stole second base and scored the winner when Curtis drilled a full-count slider from NMSU closer Brian Gausman into left field to end the game. Gosewisch went 3-for-5 with three doubles and two RBI and Laguna went 3-for-5 with four stolen bases in his first career start.

### GAME 8

#### #12 SUN DEVILS 7, South Alabama 2

Feb. 12 at Surprise Stadium

	1	2	3	4	5	6	7	8	9	R	H	E
USA	0	0	0	0	0	0	0	0	2	-	2	5 0
ASU	0	1	0	0	5	0	1	0	x	-	7	10 2

W: Averill (2-1); L: Walters (0-1); S: None

HR: Larish (1)

Time: 2:24 Attendance: 1,003 Record: 5-3

**HIGHLIGHTS:** Erik Averill threw his second consecutive complete-game to lead the No. 12 Sun Devils to a 7-2 victory over South Alabama in the first game of the Coca-Cola Spring Training Classic at Surprise Stadium. Preseason All-Americans Jeff Larish and Travis Buck each went 2-for-4 with two RBI and Larish added his first home run of the season to lead the ASU offense that registered 10 hits. Six of ASU's seven runs came with two outs on the scoreboard, including all runs in the season-high five-run fifth. Joey Hooft also added two hits in the victory. Averill scattered five hits and allowed only one earned run while striking out eight and walking only one.

### GAME 9

#### #12 SUN DEVILS 7, Oklahoma 5

Feb. 12 at Surprise Stadium

	1	2	3	4	5	6	7	8	9	R	H	E
OKLA	1	0	0	0	0	4	0	0	0	-	5	11 1
ASU	3	0	0	0	2	2	0	0	x	-	7	12 1

W: Barnette (1-0); L: Patterson (0-1); S: None

HR: Larish (2)

Time: 3:21 Attendance: 678 Record: 6-3

**HIGHLIGHTS:** Jeff Larish went 2-for-4 with four RBI and junior reliever Tony Barnette allowed one hit in 3.2 shutout innings to lead the No. 12 Sun Devils to a 7-5 victory over Oklahoma at Surprise Stadium to conclude the first day of the Coca-Cola Spring Training Classic. Barnette came out of the bullpen in relief of starter Jason Urquidez and reliever Pat Bresnehan with the go-ahead run on third base, but got two quick strikeouts to keep the game tied. He went on to strike out five and walk only one in 3.2 innings to pick up his first win as a Sun Devil. Urquidez scattered nine hits and gave up five runs (four earned) in 5.1 innings to record the no-decision. Larish went 2-for-4 and ended the day 4-for-8 with six RBI and a pair of home runs. Sophomore leadoff hitter Colin Curtis was 2-for-5 with two runs scored and an RBI and sophomore second baseman Joe Persichina went 2-for-4 for his first multi-hit performance of the year.

### GAME 10

#### Gonzaga 2, #12 SUN DEVILS 0

Feb. 13 at Surprise Stadium

	1	2	3	4	5	6	7	8	9	R	H	E
GU	0	0	0	1	1	0	0	0	0	-	2	6 0
ASU	0	0	0	0	0	0	0	0	0	-	0	4 3

W: Donovan (1-1); L: Zinicola (2-1); S: Albrecht (1)

HR: None

Time: 2:15 Attendance: 456 Record: 6-4

**HIGHLIGHTS:** Gonzaga starting pitcher Patrick Donovan threw seven shutout innings to make a pair of unearned runs standup in a 2-0 upset of No. 12 Arizona State Sun Devils on Sunday afternoon in the final game of the Coca-Cola Spring Training Classic at Surprise Stadium. ASU sophomore Zechry Zinicola made his first start of the year and was saddled with the tough-luck loss. Zinicola gave up only three hits and two unearned runs in 4.1 innings. He struck out four and walked only one to fall to 2-1 on the season. Junior left-hander Brett Bordes dominated in his first relief appearance of the year with 4.2 scoreless innings. He scattered three hits and struck out three to keep ASU close. Second baseman Joe Persichina recorded two of ASU's four hits with his second consecutive multi-hit game.





# Sun Devil Baseball 2005

## Game-by-Game Capsules:

### GAME 11

#### #9 Arizona 7, #11 SUN DEVILS 6

Feb. 15 at Kindall Field at Sancet Stadium

	<u>1</u>	<u>2</u>	<u>3</u>	<u>4</u>	<u>5</u>	<u>6</u>	<u>7</u>	<u>8</u>	<u>9</u>	<u>10</u>	<u>11</u>	<u>12</u>	<u>13</u>	<u>14</u>	<u>R</u>	<u>H</u>	<u>E</u>	
ASU	1	2	0	1	1	0	0	0	0	0	0	0	0	1	-	6	11	3
UA	1	0	0	0	0	1	3	0	0	0	0	0	0	2	-	7	12	2

W: Koons (1-0); L: Marotz (0-1); S: None

HR: Van Houten (1), Brown (3)

Time: 5:13 Attendance: 1,310 Record: 6-5

**HIGHLIGHTS:** Arizona first baseman Jordan Brown hit a two-out, two-run walk-off home run in the bottom of the 14th inning to give the No. 9 Wildcats a dramatic 7-6 victory over No. 12 Arizona State at Kindall Field at Sancet Park. The Sun Devils pulled ahead with a two-out, bases loaded walk to Joe Persichina in the top of the 14th before the Wildcats staged the two-out rally. Jeff Van Houten laced a single up the middle and Brown followed drilling a 2-1 fastball from Ty Marotz over the right field fence for the game to give UA the victory. The heart-breaking loss spoiled a pair of solid pitching performances from Tony Barnette and Pat Bresnehan. Making his first career start, Barnette scattered five hits and two runs in 5.1 innings. Bresnehan tied a career high with seven strikeouts in the longest outing of his career (5.1 IP). Left fielder Colin Curtis went 4-for-6 to lead the Sun Devil offense.

### GAME 12

#### #1 Tulane 8, #11 SUN DEVILS 2

Feb. 18 at Turchin Stadium

	<u>1</u>	<u>2</u>	<u>3</u>	<u>4</u>	<u>5</u>	<u>6</u>	<u>7</u>	<u>8</u>	<u>9</u>		<u>R</u>	<u>H</u>	<u>E</u>
ASU	0	0	0	0	1	0	0	1	0	-	2	6	2
TUL	3	0	0	0	4	1	0	0	x	-	8	10	1

W: Bogusevic (2-0); L: Urquidez (1-1); S: Mohl (1)

HR: Southard (2)

Time: 3:05 Attendance: 3,784 Record: 6-6

**HIGHLIGHTS:** The top-ranked Tulane Green Wave score three innings in the first inning and never looked back in a 8-2 victory over No. 11 Arizona State University Friday evening in non-conference action at Turchin Stadium. ASU starter Jason Urquidez took the loss giving up seven runs (six earned) and tied a career high with six walks in five innings. Despite striking out a season high seven batters, Urquidez fell to 1-1 on the year. Junior Kevin Dryanski allowed one run and struck out two over the final three innings. Colin Curtis led the Sun Devils at the plate going 2-for-3 for his team-leading seventh multi-hit game of the year.

### GAME 13

#### #1 Tulane 7, #11 SUN DEVILS 2

Feb. 19 at Zephyr Field

	<u>1</u>	<u>2</u>	<u>3</u>	<u>4</u>	<u>5</u>	<u>6</u>	<u>7</u>	<u>8</u>	<u>9</u>		<u>R</u>	<u>H</u>	<u>E</u>
ASU	0	0	2	0	0	0	0	0	0	-	2	10	1
TUL	0	0	2	0	0	5	0	0	x	-	7	13	0

W: Owings (1-0); L: Averill (2-2); S: None

HR: None

Time: 2:41 Attendance: 7,435 Record: 6-7

**HIGHLIGHTS:** Tulane starting pitcher Micah Owings worked eight strong innings and helped his own cause at the plate with a two-run double to lift the No. 1 Green Wave to a series-clinching 7-2 victory over No. 11 Arizona State Saturday afternoon in front of 7,435 fans at Zephyr Field. Owings earned the win on the mound to improve to 1-0 on the season and finished 1-for-2 at the plate with two runs scored and two RBI. Junior Erik Averill was saddled with the loss for ASU giving up five runs in five innings. Senior catcher Tuffy Gosewisch led the ASU offense going 3-for-4 with two RBI to extend his career-high hitting streak to 11 games.

### GAME 14

#### #1 Tulane 9, #11 SUN DEVILS 3

Feb. 20 at Turchin Stadium

	<u>1</u>	<u>2</u>	<u>3</u>	<u>4</u>	<u>5</u>	<u>6</u>	<u>7</u>	<u>8</u>	<u>9</u>		<u>R</u>	<u>H</u>	<u>E</u>
ASU	0	0	0	0	3	0	0	0	0	-	3	8	1
TUL	0	0	4	2	0	0	0	3	x	-	9	10	0

W: Crowel (2-0); L: Bresnehan (0-1); S: None

HR: Fox (1), Barket (1), Manzella (1)

Time: 2:45 Attendance: 3,085 Record: 6-8

**HIGHLIGHTS:** Tulane right fielder Matt Barket hit a grand slam home run to lead the top-ranked Green Wave to a 9-3 victory to clinch a non-conference series sweep over No. 11 Arizona State in front of 3,085 fans Sunday afternoon at Turchin Stadium. Jeff Larish led the Sun Devils going 2-for-4 with a pair of doubles. Rocky Laguna went 1-for-3 with a RBI double and freshman Willy Fox hit a two-run home run in his first career start

### GAME 15

#### #7 Arizona 11, SUN DEVILS 5

Feb. 23 at Kindall Field at Sancet Stadium

	<u>1</u>	<u>2</u>	<u>3</u>	<u>4</u>	<u>5</u>	<u>6</u>	<u>7</u>	<u>8</u>	<u>9</u>		<u>R</u>	<u>H</u>	<u>E</u>
ASU	0	0	0	1	1	2	0	1	0	-	5	9	2
UA	3	2	0	2	1	0	0	3	x	-	11	17	0

W: Berger (2-0); L: Barnette (1-1); S: Melancon (1)

HR: Larish 2 (4), Frey (1), Hundley (4), Boyer (1)

Time: 3:18 Attendance: 1,714 Record: 6-9

**HIGHLIGHTS:** Arizona State senior All-American Jeff Larish hit a pair of solo home runs, but it wasn't enough as the Sun Devils dropped their sixth straight game in a 11-5 non-conference loss to No. 7 Arizona Wednesday evening at Kindall Field at Sancet Park. Arizona scored nine of its 11 runs with two outs on the scoreboard. Larish went 2-for-3 and Joe Persichina (2-for-4) and Tuffy Gosewisch (2-for-4) each added multi-hit games. Junior Tony Barnette took the loss giving up six hits and five runs in 1.2 innings. Arizona center fielder Chris Frey went 3-for-5 with three runs and three RBI while falling a double short of hitting for the cycle.

### GAME 16

#### SUN DEVILS 5, #8 Baylor 3

Feb. 25 at Packard Stadium

	<u>1</u>	<u>2</u>	<u>3</u>	<u>4</u>	<u>5</u>	<u>6</u>	<u>7</u>	<u>8</u>	<u>9</u>		<u>R</u>	<u>H</u>	<u>E</u>
BU	0	0	0	0	1	0	2	0	0	-	3	10	3
ASU	0	0	0	1	0	0	4	0	x	-	5	5	2

W: Urquidez (2-1); L: Taylor (2-1); S: None

HR: Buck (1)

Time: 2:43 Attendance: 2,627 Record: 7-9

**HIGHLIGHTS:** Arizona State junior right fielder Travis Buck connected on a game-winning grand slam home run in the bottom of the seventh inning to give the Sun Devils a 5-3 come-from-behind victory over No. 8 Baylor. The victory snapped a school-record-tying six-game losing streak. Jason Urquidez picked up the win with three dominating innings out of the bullpen. He improved to 2-1 on the season allowing only one hit and striking out four in his fifth career relief appearance. Sophomore starter Zechry Zinicola gave a quality start allowing three runs (two earned) and struck out a career-high six in six innings. Buck (2-for-4) and J.J. Sferri (2-for-3) accounted for four of ASU's five hits.

### GAME 17

#### SUN DEVILS 12, #8 Baylor 4

Feb. 26 at Packard Stadium

	<u>1</u>	<u>2</u>	<u>3</u>	<u>4</u>	<u>5</u>	<u>6</u>	<u>7</u>	<u>8</u>	<u>9</u>		<u>R</u>	<u>H</u>	<u>E</u>
BU	0	0	0	1	2	0	1	0	0	-	4	8	2
ASU	2	0	1	2	3	0	1	3	x	-	12	16	1

W: Bordes (1-2); L: VanAllen (2-1); S: None

HR: Fox (2), Reynolds (3)

Time: 3:16 Attendance: 2,603 Record: 8-9

**HIGHLIGHTS:** Arizona State junior right fielder Travis Buck continued his hot hitting going 4-for-5 and freshman designated hitter Willy Fox went 2-for-4 with four RBI to lead the Sun Devils to a 12-4 victory over No. 8 Baylor. The Sun Devils recorded its best offensive performance of the season with 16 hits and 12 runs en route to securing the series victory over the nationally ranked Bears. Continuing a stretch of nine straight games against top 10 teams, ASU improved to 8-9 on the season and 3-7 against ranked opponents. Buck led five players with multi-hit games for the Sun Devils. Fox earned his second career start and responded hitting his second home run of the season. Colin Curtis also had a solid game going 3-for-3 with three RBI and two runs scored.

### GAME 18

#### #8 Baylor 8, SUN DEVILS 7 (10 innings)

Feb. 27 at Packard Stadium

	<u>1</u>	<u>2</u>	<u>3</u>	<u>4</u>	<u>5</u>	<u>6</u>	<u>7</u>	<u>8</u>	<u>9</u>	<u>10</u>		<u>R</u>	<u>H</u>	<u>E</u>
BU	0	0	2	0	2	0	0	0	1	3	-	8	10	1
ASU	4	1	0	0	0	0	0	0	0	2	-	7	9	5

W: LaMotta (2-0); L: Urquidez (2-2); S: Woody (3)

HR: Fox (3), Reynolds (4)

Time: 3:39 Attendance: 2,799 Record: 8-10

**HIGHLIGHTS:** The No. 8 Baylor Bears capitalized on four Arizona State errors over the last three innings and held off a furious rally to salvage the final game of a three-game non-conference series with a 8-7 victory in 10 innings. Baylor took the lead with three unearned runs in the top of the 10th and held off a late ASU rally to avoid the series sweep.

### GAME 19

#### SUN DEVILS 4, #4 North Carolina 3 (11)

Mar. 4 at Clark-LeClair Stadium

	<u>1</u>	<u>2</u>	<u>3</u>	<u>4</u>	<u>5</u>	<u>6</u>	<u>7</u>	<u>8</u>	<u>9</u>	<u>10</u>	<u>11</u>		<u>R</u>	<u>H</u>	<u>E</u>
UNC	0	0	0	0	0	3	0	0	0	0	0	-	3	3	3
ASU	0	1	0	0	0	0	2	0	0	0	1	-	4	8	1

W: Urquidez (3-2); L: Phillips (0-1); S: None

HR: Webb (2), Flack (2)

Time: 3:49 Attendance: 4,410 Record: 9-10

**HIGHLIGHTS:** Jason Urquidez struck out nine in 5.1 scoreless innings and sophomore left fielder Colin Curtis scored on a bases loaded wild pitch in the bottom of the 11th inning to lead the Sun Devils to a 4-3 victory over No. 4 North Carolina Friday evening at Clark-LeClair Stadium. Curtis reached base for the sixth time in the game on a fielding error by UNC shortstop Josh Horton with two outs in the 11th. Curtis stole second base and then senior first baseman Jeff Larish was intentionally walked and catcher Tuffy Gosewisch was hit by a pitch to load the bases. Curtis crossed the plate with the winning run on the wild pitch on reliever Bryan Phillips' first offering to pinch-hitter Rocky Laguna. Urquidez dominated out of the bullpen with a season-high nine strikeouts while not allowing a hit in 5.1 scoreless frames. Starter Zechry Zinicola was solid in his third start of the season, scattering three hits and three runs in 5.2 innings. He struck out five and walked four to remain 2-1 on the season. Travis Buck and J.J. Sferri were each 2-for-6 to lead the Sun Devil offense.

### GAME 20

#### SUN DEVILS 10, East Carolina 3

Mar. 5 at Clark-LeClair Stadium

	<u>1</u>	<u>2</u>	<u>3</u>	<u>4</u>	<u>5</u>	<u>6</u>	<u>7</u>	<u>8</u>	<u>9</u>		<u>R</u>	<u>H</u>	<u>E</u>
ASU	5	0	2	3	0	0	0	0	0	-	10	5	1
ECU	1	0	0	0	0	0	2	0	0	-	3	7	2

W: Averill (3-2); L: Flye (3-1); S: None

HR: Larish (5), Gosewisch (2), Richardson (2)

Time: 3:04 Attendance: 5,023 Record: 10-10

**HIGHLIGHTS:** Arizona State senior catcher Tuffy Gosewisch went 2-for-4 with four RBI leading the Sun Devils to a 10-3 victory over East Carolina on a chilly Saturday evening during the second day of the Keith LeClair Classic at Clark LeClair Stadium. The Sun Devils scored five runs in the opening frame and added a two-run home run from Gosewisch in the third and a three-run home run from senior first baseman Jeff Larish in the fourth to account for all the scoring. Junior starting pitcher Erik Averill worked 6.1 strong innings giving up three runs (two earned) and six hits to improve to 3-2 on the season. He struck out three and walked a season-high four. Junior Tony Barnette closed out the victory with 2.2 scoreless frames.

### GAME 21

#### SUN DEVILS 3, Ohio State 0

Mar. 6 at Clark-LeClair Stadium

	<u>1</u>	<u>2</u>	<u>3</u>	<u>4</u>	<u>5</u>	<u>6</u>	<u>7</u>	<u>8</u>	<u>9</u>		<u>R</u>	<u>H</u>	<u>E</u>
OSU	0	0	0	0	0	0	0	0	0	-	0	6	1
ASU	0	0	0	0	1	0	0	2	x	-	3	8	3

W: Bresnehan (1-1); L: DeLucia (0-1); S: Bordes (1)


HR: None

Time: 2:37 Attendance: 3,368 Record: 11-10

**HIGHLIGHTS:** Sophomore starting pitcher Pat Bresnehan and junior reliever Brett Bordes combined on a six-hit shutout in leading the Sun Devils to a 3-0 victory over Ohio State in the final day of the Keith LeClair Classic at Clark-LeClair Stadium. The Sun Devils extended their season high winning streak to three games to improve to 11-10 overall and have won five of their last six games. Bresnehan scattered five hits in six shutout innings to earn the victory and improve to 1-1 on the season. Bordes gave up one hit over the final three innings to seal the win and earn his first save of the year. ASU junior right fielder Travis Buck went 2-for-4 with a double and one RBI and freshman designated hitter Willy Fox went 1-for-4 with a two-run single.



# Sun Devil Baseball 2005 -- Game by Game Statistics

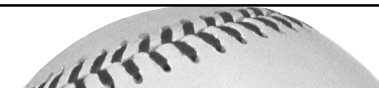


## AB-R-H-RBI Breakdown for Arizona State Sun Devil Baseball (All games)

Opponent	Date	#7 BIANCAMA	#16 BORDES,G	#4 BUCK	#36 BUTLER	#9 CURTIS	#6 DHAENENS	#18 FOX	#39 GOSEWISC	#5 HOOFT	#14 LAGUNA	#3 LANDRY	#11 LARISH	#15 PERSICHI	#12 ROMINE	#2 SFERRA	#28 SOGARD	#37 ZINICOLA
LBSU	Jan 28	3-0-0-1	.....	4-1-2-0	.....	4-0-3-2	1-0-1-0	1-0-1-0	5-1-1-0	3-0-2-0	1-0-0-0	1-0-0-0	4-1-1-0	4-0-0-0	2-0-0-0	3-0-0-0	.....	.....
LBSU	Jan 29	.....	.....	4-0-2-0	.....	3-1-1-1	.....	.....	4-0-0-1	4-2-3-1	.....	.....	4-0-0-0	3-2-1-1	3-1-1-0	4-1-2-2	.....	4-1-1-0
LBSU	Jan 30	1-0-0-0	.....	4-0-1-0	.....	4-0-1-1	2-0-0-0	1-0-0-0	4-0-2-0	3-0-1-0	1-0-0-0	.....	4-1-1-0	3-0-0-0	2-0-1-0	2-0-0-0	.....	4-0-2-0
NMSU	Feb 04	4-1-0-0	.....	4-2-2-0	1-0-0-0	5-1-1-0	1-0-0-0	.....	5-1-2-2	4-3-2-0	1-0-1-2	..Def..	4-1-4-4	0-1-0-0	3-0-1-0	4-1-1-0	.....	3-1-1-2
GU	Feb 05	3-3-3-2	.....	4-2-1-0	.....	4-0-2-3	.....	.....	4-0-2-2	4-0-0-0	..Def..	.....	4-1-0-0	1-0-0-0	4-1-3-2	4-1-2-1	.....	5-2-1-0
OSU	Feb 06	2-1-1-0	.....	4-1-0-0	.....	5-0-2-1	1-0-0-0	1-0-0-0	4-1-1-2	4-0-0-0	1-0-0-1	.....	3-2-1-0	1-0-0-0	2-0-1-0	4-1-1-1	.....	3-0-1-1
NMSU	Feb 07	.....	.....	4-1-1-0	.....	4-1-2-2	1-0-0-0	.....	5-2-3-2	5-0-2-2	5-1-3-1	.....	5-1-1-0	2-1-1-0	3-1-0-1	5-3-2-1	.....	.....
USA	Feb 12	.....	.....	3-2-2-2	1-0-0-0	4-0-0-0	..Def..	.....	3-1-1-1	4-1-2-1	2-0-0-0	.....	4-1-2-2	3-1-1-0	3-0-1-1	4-1-1-0	.....	.....
OKLA	Feb 12	.....	.....	4-0-1-1	.....	5-2-2-1	.....	.....	4-0-1-0	3-2-1-0	2-0-0-0	.....	4-1-2-4	4-0-2-0	3-1-1-1	4-0-2-0	.....	1-1-0-0
GU	Feb 13	2-0-0-0	.....	4-0-0-0	.....	2-0-0-0	.....	1-0-0-0	4-0-1-0	4-0-1-0	.....	.....	4-0-0-0	3-0-2-0	2-0-0-0	3-0-0-0	.....	1-0-0-0
ARIZ	Feb 15	2-1-1-0	..Def..	6-1-1-1	1-0-1-0	6-1-4-1	1-0-0-0	.....	5-0-1-0	5-1-2-2	1-0-0-0	.....	6-0-0-1	3-0-0-1	4-1-0-0	4-1-1-0	.....	4-0-0-0
TULANE	Feb 18	2-1-0-0	.....	4-0-0-0	1-0-0-0	3-0-2-0	1-0-0-0	1-0-0-0	3-0-1-0	3-0-0-0	1-0-0-0	.....	4-0-1-1	1-0-0-0	2-0-0-0	3-0-1-1	.....	4-0-1-0
TULANE	Feb 19	.....	.....	3-0-1-0	0-0-0-0	4-1-1-0	.....	.....	4-0-3-2	4-0-1-0	2-0-1-0	.....	4-0-1-0	3-0-0-0	4-0-1-0	3-1-1-0	.....	3-0-0-0
TULANE	Feb 20	.....	.....	4-0-1-0	.....	4-0-1-0	3-0-0-0	3-1-1-2	4-0-0-0	4-0-1-0	3-1-1-1	.....	4-0-2-0	4-1-1-0	1-0-0-0	.....	.....	.....
ARIZ	Feb 23	1-0-0-0	..Def..	5-0-0-0	.....	4-0-1-0	2-0-0-0	..Def..	4-1-2-1	1-0-0-0	2-0-0-2	.....	3-2-2-2	4-2-2-0	3-0-1-0	1-0-0-0	.....	5-0-1-0
BU	Feb 25	3-0-0-0	.....	4-2-2-4	.....	4-0-0-0	.....	.....	2-0-1-1	.....	3-1-0-0	.....	2-0-0-0	4-0-0-0	3-1-0-0	3-1-2-0	1-0-0-0	.....
BU	Feb 26	2-0-1-0	..Def..	5-3-4-1	..Def..	3-2-3-3	.....	4-1-2-4	2-1-2-2	.....	.....	1-0-0-0	5-1-1-1	3-0-0-0	3-2-2-0	3-2-1-0	2-0-0-0	.....
BU	Feb 27	.....	..Def..	5-1-2-1	1-0-0-0	3-1-0-0	.....	4-1-1-3	5-1-1-1	.....	1-0-1-2	.....	4-2-2-0	3-0-1-0	3-1-0-0	3-0-0-0	5-0-1-0	.....
UNC	Mar 04	1-0-0-0	1-0-0-0	6-1-2-1	0-0-0-0	1-1-0-0	.....	4-1-1-0	5-0-0-0	.....	..Def..	4-0-1-0	5-0-1-1	2-0-0-0	5-0-1-0	6-1-2-0	..Def..	.....
ECU	Mar 05	1-0-0-0	..Def..	4-2-1-0	1-1-0-0	4-1-1-0	.....	1-0-0-0	4-2-2-4	.....	.....	2-0-0-0	3-2-1-3	3-0-0-0	4-0-0-0	4-1-0-0	1-1-0-0	.....
OHIOST	Mar 06	1-0-1-0	1-0-0-0	4-0-2-1	.....	3-1-0-0	.....	4-0-1-2	2-1-2-0	.....	.....	2-0-0-0	4-0-0-0	0-0-0-0	3-1-1-0	4-0-1-0	.....	.....



# Sun Devil Baseball 2005 -- Game by Game Statistics



## IP-H-R-ER-BB-SO Breakdown for Arizona State Sun Devil Baseball


(All games)

Opponent	Date	#21 ANDES	#45 AVERILL	#50 BARNETTE	#49 BORDES, B	#40 BRESNEHAN	#31 DRYANSKI	#17 GARRISON
Long Beach State	Jan 28	.....	4.0- 9- 4- 3- 0- 6*	2.0- 0- 1- 0- 1- 2	.....	1.2- 1- 0- 0- 1- 2	1.0- 0- 2- 0- 0- 0	.....
Long Beach State	Jan 29	.....	.....	.....	.....	.....	.....	.....
Long Beach State	Jan 30	0.2- 0- 0- 0- 0- 0	.....	2.1- 3- 2- 2- 0- 3	4.0- 6- 3- 0- 0- 4*	0.2- 3- 1- 1- 1- 2	.....	1.1- 4- 5- 5- 2- 2
New Mexico State	Feb 04	.....	9.0- 7- 0- 0- 0- 14*	.....	.....	.....	.....	.....
Gonzaga	Feb 05	.....	.....	1.0- 4- 3- 3- 1- 0	.....	.....	.....	.....
Oregon State	Feb 06	.....	.....	0.1- 5- 5- 5- 0- 1	4.1- 6- 6- 4- 2- 2*	4.1- 4- 1- 1- 1- 7	.....	.....
New Mexico State	Feb 07	.....	.....	0.1- 0- 0- 0- 0- 0	.....	.....	.....	.....
South Alabama	Feb 12	.....	9.0- 5- 2- 1- 1- 8*	.....	.....	.....	.....	.....
Oklahoma	Feb 12	.....	.....	3.2- 1- 0- 0- 1- 5	.....	0.0- 1- 0- 0- 0- 0	.....	.....
Gonzaga	Feb 13	.....	.....	.....	4.2- 3- 0- 0- 0- 3	.....	.....	.....
Arizona	Feb 15	.....	.....	5.1- 5- 2- 1- 2- 3*	2.1- 3- 3- 3- 1- 2	5.1- 2- 0- 0- 2- 7	.....	.....
Tulane	Feb 18	.....	.....	.....	.....	.....	3.0- 4- 1- 1- 1- 2	.....
Tulane	Feb 19	.....	5.0- 8- 5- 5- 1- 1*	.....	1.0- 3- 2- 2- 1- 0	.....	.....	1.0- 0- 0- 0- 0- 2
Tulane	Feb 20	.....	.....	1.0- 3- 1- 1- 1- 0	3.2- 2- 3- 3- 1- 1	3.0- 4- 5- 5- 2- 1*	.....	.....
Arizona	Feb 23	.....	.....	1.2- 5- 5- 3- 0- 1*	1.1- 0- 0- 0- 0- 0	1.0- 3- 1- 1- 0- 2	2.1- 5- 2- 2- 0- 1	0.1- 2- 2- 2- 1- 0
Baylor	Feb 25	.....	.....	.....	.....	.....	.....	.....
Baylor	Feb 26	1.0- 1- 0- 0- 0- 1	.....	1.2- 0- 0- 0- 0- 2	2.0- 3- 1- 1- 1- 0	4.0- 2- 2- 1- 1- 2*	.....	0.1- 2- 1- 1- 0- 1
Baylor	Feb 27	.....	5.0- 6- 4- 4- 1- 4*	0.1- 2- 1- 0- 1- 1	0.1- 0- 0- 0- 0- 0	.....	.....	.....
North Carolina	Mar 04	.....	.....	.....	.....	.....	.....	.....
East Carolina	Mar 05	.....	6.1- 6- 3- 2- 4- 3*	2.2- 1- 0- 0- 1- 1	.....	.....	.....	.....
Ohio State	Mar 06	.....	.....	.....	3.0- 1- 0- 0- 1- 4	6.0- 5- 0- 0- 2- 4*	.....	.....

Opponent	Date	#47 MAROTZ	#34 URQUIDEZ	#37 ZINICOLA
Long Beach State	Jan 28	.....	.....	0.1- 0- 0- 0- 1- 1
Long Beach State	Jan 29	2.2- 2- 1- 1- 0- 4	5.0- 10- 5- 5- 1- 4*	1.1- 1- 0- 0- 0- 1
Long Beach State	Jan 30	.....	.....	.....
New Mexico State	Feb 04	.....	.....	.....
Gonzaga	Feb 05	.....	7.0- 6- 5- 4- 1- 4*	1.0- 1- 0- 0- 0- 0
Oregon State	Feb 06	.....	.....	.....
New Mexico State	Feb 07	5.2- 6- 3- 3- 0- 3*	.....	3.0- 3- 7- 4- 4- 3
South Alabama	Feb 12	.....	.....	.....
Oklahoma	Feb 12	.....	5.1- 9- 5- 4- 1- 3*	.....
Gonzaga	Feb 13	.....	.....	4.1- 3- 2- 0- 1- 4*
Arizona	Feb 15	0.2- 2- 2- 2- 0- 1	.....	.....
Tulane	Feb 18	.....	5.0- 6- 7- 6- 6- 7*	.....
Tulane	Feb 19	1.0- 2- 0- 0- 1- 1	.....	.....
Tulane	Feb 20	.....	0.1- 1- 0- 0- 0- 1	.....
Arizona	Feb 23	0.1- 1- 1- 1- 0- 0	1.0- 0- 0- 0- 0- 0	.....
Baylor	Feb 25	.....	3.0- 1- 0- 0- 2- 4	6.0- 9- 3- 2- 0- 6*
Baylor	Feb 26	.....	.....	.....
Baylor	Feb 27	.....	4.1- 2- 3- 0- 3- 2	.....
North Carolina	Mar 04	.....	5.1- 0- 0- 0- 3- 9	5.2- 3- 3- 3- 4- 5*
East Carolina	Mar 05	.....	.....	.....
Ohio State	Mar 06	.....	.....	.....



# Sun Devil Baseball 2005 -- Career/Season Statistics



SEASON														CAREER													
Player	AVG	GP-GS	AB	R	H	2B	3B	HR	RBI	BB	HBP	SO	SB-ATT	AVG	GP-GS	AB	R	H	2B	3B	HR	RBI	BB	HBP	SO	SB-ATT	
39 Tuffy Gosewisch..	.354	21-21	82	12	29	5	1	2	21	6	4	13	2-4	.325	169-136	464	95	151	28	2	6	113	63	19	81	4-8	
9 Colin Curtis.....	.342	21-21	79	13	27	2	1	0	15	19	2	11	7-9	.312	78-78	269	50	84	13	1	5	51	57	8	50	19-23	
5 Joey Hoof.....	.327	15-15	55	9	18	4	0	0	6	5	1	8	6-9	.327	15-15	55	9	18	4	0	0	6	5	1	8	6-9	
4 Travis Buck.....	.315	21-21	89	19	28	7	0	1	12	7	2	17	7-9	.344	146-145	553	142	190	36	4	14	116	83	24	79	32-39	
2 J.J. Sferra.....	.282	20-19	71	15	20	3	1	0	6	4	0	11	3-8	.282	20-19	71	15	20	3	1	0	6	4	0	11	3-8	
18 Willy Fox.....	.280	12-5	25	4	7	0	0	3	11	4	0	7	2-2	.280	12-5	25	4	7	0	0	3	11	4	0	7	2-2	
11 Jeff Larish.....	.274	21-21	84	16	23	6	1	5	19	10	1	22	1-1	.329	177-175	683	173	225	45	6	33	187	152	8	133	7-14	
14 Rocky Laguna.....	.269	16-6	26	3	7	3	1	0	9	5	2	7	5-5	.269	16-6	26	3	7	3	1	0	9	5	2	7	5-5	
7 Vinny Biancamano..	.250	14-9	28	7	7	2	0	0	3	3	0	8	0-1	.250	14-9	28	7	7	2	0	0	3	3	0	8	0-1	
12 Andrew Romine....	.242	21-21	62	10	15	3	1	0	5	7	0	10	3-3	.242	21-21	62	10	15	3	1	0	5	7	0	10	3-3	
37 Zechry Zinicola..	.216	11-10	37	5	8	1	0	0	3	1	1	8	0-0	.263	61-41	137	25	36	9	0	3	29	13	2	30	0-0	
15 Joe Persichina...	.204	21-14	54	8	11	1	0	0	2	8	1	11	3-3	.289	74-56	204	35	59	8	1	1	26	28	6	28	6-7	
-----																											
36 DJ Butler.....	.167	9-1	6	1	1	0	0	0	0	2	1	4	0-0	.167	9-1	6	1	1	0	0	0	0	2	1	4	0-0	
28 Eric Sogard.....	.111	5-2	9	1	1	0	0	0	0	2	0	2	0-0	.111	5-2	9	1	1	0	0	0	0	2	0	2	0-0	
3 Jeff Landry.....	.100	6-2	10	0	1	0	0	0	0	2	0	4	1-1	.100	6-2	10	0	1	0	0	0	0	2	0	4	1-1	
6 Seth Dhaenens....	.077	10-0	13	0	1	0	0	0	0	0	0	5	0-0	.229	55-27	109	27	25	3	0	0	8	24	0	29	3-7	
16 Greg Bordes.....	.000	7-2	2	0	0	0	0	0	0	1	0	0	0-1	.000	7-2	2	0	0	0	0	0	0	1	0	0	0-1	
13 Austin Stockfish	.000	3-0	1	1	0	0	0	0	0	0	0	0	0-0	.000	3-0	1	1	0	0	0	0	0	0	0	0	0-0	
25 Eric Williams....	.000	3-0	0	0	0	0	0	0	0	0	0	0	0-0	.000	3-0	0	0	0	0	0	0	0	0	0	0	0-0	
-----																											
Totals.....	.278	21-21	733	124	204	37	6	11	112	86	15	148	40-56														
Opponents.....	.272	21-21	766	126	208	49	6	18	114	64	21	170	16-32														

(All games Sorted by Earned run avg)

Player	ERA	W-L	APP	GS	CG	SHO/CBO	SV	IP	H	R	ER	BB	SO	ERA	W-L	APP	GS	CG	SHO/CBO	SV	IP	H	R	ER	BB	SO	
40 Pat Bresnehan....	3.12	1-1	9	3	0	0/1	0	26.0	25	10	9	10	27	4.14	4-3	32	4	0	0/2	5	67.1	66	38	31	37	72	
45 Erik Averill.....	3.52	3-2	6	6	2	1/0	0	38.1	41	18	15	7	36	4.22	15-8	52	25	2	1/3	2	200.2	211	109	94	49	153	
37 Zechry Zinicola..	3.74	2-1	7	3	0	0/0	1	21.2	20	15	9	10	20	3.46	6-3	32	7	0	0/0	9	78.0	72	39	30	30	77	
49 Brett Bordes.....	4.39	1-2	10	2	0	0/1	1	26.2	27	18	13	7	16	5.60	5-4	50	10	0	0/4	2	88.1	87	63	55	66	81	
34 Jason Urquidez...	4.71	3-2	9	4	0	0/0	0	36.1	35	25	19	17	34	3.76	15-5	28	21	1	0/1	0	134.0	125	65	56	64	128	
50 Tony Barnette....	6.04	1-1	12	2	0	0/0	0	22.1	29	20	15	8	19	6.04	1-1	12	2	0	0/0	0	22.1	29	20	15	8	19	
-----																											
21 Quentin Andes....	0.00	0-0	2	0	0	0/0	0	1.2	1	0	0	0	1	4.32	5-1	23	0	0	0/0	2	33.1	33	17	16	18	28	
31 Kevin Dryanski...	4.26	0-0	3	0	0	0/0	0	6.1	9	5	3	1	3	4.26	0-0	3	0	0	0/0	0	6.1	9	5	3	1	3	
47 Ty Marotz.....	6.10	0-1	5	1	0	0/0	0	10.1	13	7	7	1	9	6.12	0-1	22	4	0	0/1	0	32.1	37	24	22	16	34	
17 Seth Garrison....	24.00	0-0	4	0	0	0/0	0	3.0	8	8	8	3	5	24.00	0-0	4	0	0	0/0	0	3.0	8	8	8	3	5	
-----																											
Totals.....	4.53	11-10	21	21	2	2/1	2	192.2	208	126	97	64	170														
Opponents.....	5.07	10-11	21	21	0	1/1	5	188.1	204	124	106	86	148														





# Sun Devil Baseball 2005

## Position Players Single Game and Career Highs

### #2 J.J. Sferra, OF (Phoenix, Ariz.)

Category	2005 Best
At Bats	6 (UNC; 3/4)
Runs	3 (NMSU; 2/7)
Hits	2 - 6x (UNC; 3/4)
RBI	2 (LBSU; 1/29)
BB	1 - 3x (Baylor; 2/27)
SB	2 (NMSU; 2/4)
2B	1 - 3x (Oklahoma; 2/12)
3B	1 (NMSU; 2/7)
Hit Streak	4 games

### #3 Jeff Landry, INF (Walnut Creek, Calif.)

Category	2005 Best
At Bats	4 (UNC; 3/4)
Runs	None
Hits	1 (UNC; 3/4)
RBI	None
BB	2 (Ohio State; 3/6)
SB	1 (UNC; 3/4)
2B	None
HR	None
Hit Streak	1

### #4 Travis Buck, OF (Richland, Wash.)

Category	2005 Best	Career Best (last)
At Bats	6 - 2x (UNC; 3/4)	7 (BYU; 2/7/03)
Runs	3 (Baylor; 2/26)	4 (Cal; 3/21/04)
Hits	4 (Baylor; 2/26)	5 - 2x (UConn; 2/29/04)
RBI	4 (Baylor; 2/25)	8 (UConn; 2/29/04)
BB	1 - 5x (USA; 2/12)	3 (FSU; 2/8/04)
SB	1 - 6x (ECU; 3/5)	2 - 2x (SUU; 2/7/03)
2B	2 (UNC; 3/4)	4 (UConn; 2/28/04)
HR	1 (Baylor; 2/25)	1 - 12x (ARIZ; 5/22/04)
Hit Streak	5 games	16 games

### #5 Joey Hooft, INF (Reno, Nev.)

Category	2005 Best	Career Best (last)
At Bats	5 - 2x (Arizona; 2/15)	6 - 3x (Pace; 5/4/03)
Runs	3 (NMSU; 2/4)	4 (Pace; 5/3/03)
Hits	3 (LBSU; 1/29)	5 (Florida; 2/15/04)
RBI	2 - 2x (Arizona; 2/15)	7 (Pace; 5/2/03)
BB	1 - 5x (Tulane; 2/18)	3 (Rutgers; 3/13/04)
SB	2 (Arizona; 2/15)	3 (Jacksonville; 5/9/04)
2B	2 (NMSU; 2/7)	Same
HR	None	2 (Pace 5/2/03)
Hit Streak	4 games	N/A

### #6 Seth Dhaenens, INF (Chandler, Ariz.)

Category	2005 Best	Career Best (last)
At Bats	3 (Tulane; 2/20)	5 - 3x (UNM; 5/18/04)
Runs	None	4 (UConn; 2/29/04)
Hits	1 (LBSU; 1/28)	3 (UNM; 5/18/04)
RBI	None	2 (UNM; 5/18/04)
BB	None	3 - 2x (WASH; 3/28/04)
SB	None	1 - 3x (NMSU; 5/19/04)
2B	None	1 - 3x (NMSU; 5/19/04)
HR	None	None
Hit Streak	1 game	6 games

### #7 Vinny Biancamano, INF (Glendale, Ariz.)

Category	2005 Best
At Bats	4 (NMSU; 2/4)
Runs	3 (Gonzaga; 2/5)
Hits	3 (Gonzaga; 2/5)
RBI	2 (Gonzaga; 2/5)
BB	1 (LBSU; 1/28)
SB	None
2B	1 (Gonzaga; 2/5)
HR	None
Hit Streak	2 games

### #9 Colin Curtis, OF (Issaquah, Wash.)

Category	2005 Best	Career Best (last)
At Bats	6 (Arizona; 2/15)	Same
Runs	2 (Oklahoma; 2/12)	3 - 2x (CSUN; 2/13/04)
Hits	4 (Arizona; 2/15)	Same
RBI	3 (Gonzaga; 2/5)	5 (NMSU; 5/3/04)
BB	4 (UNC; 3/4)	Same
SB	2 (Gonzaga; 2/5)	2 - 2x (Gonzaga; 2/5/05)
2B	1 (Arizona; 2/15)	2 (Cal; 3/21/04)
HR	None	1 - 5x (NMSU; 5/3/04)
Hit Streak	7 games	9 games

### #11 Jeff Larish, 1B (Tempe, Ariz.)

Category	2005 Best	Career Best (last)
At Bats	6 (Arizona; 2/15)	6 - 7x (Arizona; 2/15/05)
Runs	2 - 2x (Baylor; 2/27)	4 (PORT; 5/15/02)
Hits	4 (NMSU; 2/4)	4 - 5x (NMSU; 2/4/05)
RBI	4 - 2x (Oklahoma; 2/12)	9 (SDSU; 1/26/03)
BB	2 (Arizona; 2/23)	4 (WSU; 4/27/03)
SB	1 (OSU; 2/6)	1 - 7x (OSU; 2/6/05)
2B	2 (Tulane; 2/20)	4 (Arizona; 5/25/03)
HR	2 (Arizona; 2/23)	2 - 3x (Arizona; 2/23/05)
Hit Streak	4 games	17 games

### #12 Andrew Romine, SS (Lake Forest, Calif.)

Category	2005 Best
At Bats	5 (UNC; 3/4)
Runs	1 - 3x (Baylor; 2/25)
Hits	3 (Gonzaga; 2/5)
RBI	2 (Gonzaga; 2/5)
BB	2 (Arizona; 2/15)
SB	1 - 2x (OSU; 2/6)
2B	1 - 2x (Oklahoma; 2/12)
3B	1 (LBSU; 1/29)
HR	None
Hit Streak	5 games

### #13 Austin Stockfisch, C (Scottsdale, Ariz.)

Category	2005 Best
At Bats	1 (Tulane; 2/18)
Runs	1 (Tulane; 2/18)
Hits	None
RBI	None
BB	None
SB	None
2B	None
HR	None
Hit Streak	None



# Sun Devil Baseball 2005

## Position Players/Pitchers Single-Game and Career Highs

### #14 Rocky Laguna, OF (Yuma, Ariz.)

Category	2005 Best
At Bats	5 (NMSU; 2/7)
Runs	1 (NMSU; 2/7)
Hits	3 (NMSU; 2/7)
RBI	2 - 2x (Baylor; 2/27)
BB	1 (USA; 2/12)
SB	4 (NMSU; 2/7)
2B	1 - 3x (Tulane; 2/20)
HR	None
Hit Streak	2 games

### #15 Joe Persichina, INF (Rollings Hills Estates, Calif.)

Category	2005 Best	Career Best (last)
At Bats	4 - 4x (Baylor; 2/25)	5 - 5x (Stanford; 5/30/04)
Runs	2 (LBSU; 1/29)	3 (ECU; 3/7/04)
Hits	2 - 2x (GU; 2/13)	4 (WSU; 4/23/04)
RBI	1 - 2x (Arizona; 2/15)	3 (ORU; 4/8/04)
BB	3 (NMSU; 2/7)	Same
SB	1 (NMSU; 2/7)	1 - 4x (NMSU; 2/7/05)
2B	1 (NMSU; 2/7)	2 (ECU; 3/7/04)
3B	None	1 (ORU; 4/8/04)
HR	None	1 (MEM; 2/21/04)
Hit Streak	3 games	3 games

### #16 Greg Bordes, INF (Mesa, Ariz.)

Category	2005 Best
At Bats	1 - 2x (Ohio State; 3/6)
Runs	None
Hits	None
RBI	None
BB	1 (UNC; 3/4)
SB	None
2B	None
HR	None
Hit Streak	None

### #18 Willy Fox, INF (Scottsdale, Ariz.)

Category	2005 Best
At Bats	4 - 3x (Ohio State; 3/6)
Runs	1 - 4x (UNC; 3/4)
Hits	2 (Baylor; 2/26)
RBI	4 (Baylor; 2/26)
BB	1 - 2x (UNC; 3/4)
SB	2 (UNC; 3/4)
2B	None
HR	1 - 3x (Baylor; 2/27)
Hit Streak	4 games

### #25 Eric Williams, OF (Carmel, NY)

Category	2005 Best
At Bats	None
Runs	None
Hits	None
RBI	None
BB	None
SB	None
2B	None
HR	None
Hit Streak	None

### #28 Eric Sogard, 3B (Phoenix, Ariz.)

Category	2005 Best
At Bats	5 (Baylor; 2/27)
Runs	1 (ECU; 3/5)
Hits	1 (Baylor; 2/27)
RBI	None
BB	1 - 2x (ECU; 3/5)
SB	None
2B	None
HR	None
Hit Streak	1 game

### #36 DJ Butler, OF (Benicia, Calif.)

Category	2005 Best
At Bats	1 - 6x (ECU; 3/5)
Runs	1 (ECU; 3/5)
Hits	1 (Arizona; 2/15)
RBI	None
BB	1 (Tulane; 2/19)
SB	None
2B	None
HR	None
Hit Streak	1 game

### #37 Zechry Zinicola, DH (San Bernadino, Calif.)

Category	2005 Best	Career Best (last)
At Bats	5 (Gonzaga; 2/5)	7 (UNM; 5/18/04)
Runs	2 (Gonzaga; 2/5)	4 (NMSU; 5/3/04)
Hits	2 (LBSU; 1/30)	2 - 7x (ARIZ; 5/23/04)
RBI	2 (NMSU; 2/4)	3 (UConn; 2/29/04)
BB	1 - 2x (Oklahoma; 2/12)	3 (WST; 4/27/04)
SB	None	None
2B	1 (LBSU; 1/29)	2 (NMSU; 5/3/04)
HR	None	1 - 3x (OSU; 5/16/04)
Hit Streak	5 games	6 games

### #39 Tuffy Gosewisch, C (Scottsdale, Ariz.)

Category	2005 Best	Career Best (last)
At Bats	5 - 6x (UNC; 3/4)	5 - 12x (UNC; 3/4/05)
Runs	2 - 2x (ECU; 3/5)	3 (UConn; 2/29/04)
Hits	3 - 2x (Tulane; 2/19)	3 - 7x (Tulane; 2/19/05)
RBI	4 (ECU; 3/5)	4 - 2x (ECU; 3/5/05)
BB	2 - 2x (Ohio State; 3/6)	2 - 11x (Ohio State; 3/6/05)
SB	1 (Tulane; 2/19)	1 - 3x (Tulane; 2/19/05)
2B	3 (NMSU; 2/7)	Same
HR	1 - 2x (ECU; 3/5)	1 - 6x (ECU; 3/5/05)
Hit Streak	11 games	11 games

### #17 Seth Garrison, RHP (Coppell, Texas)

Category	2005 Best
Innings	1.1 (LBSU; 1/30)
Runs Allowed	5 (LBSU; 1/30)
ER Allowed	5 (LBSU; 1/30)
K's	2 - 2x (Tulane; 2/19)
BB	2 (LBSU; 1/30)
Hits Allowed	4 (LBSU; 1/30)
WP	None
HBP	None
Pitches	36 (LBSU; 1/30)



# Sun Devil Baseball 2005

## Pitchers Single-Game and Career Highs

### #21 Quentin Andes, RHP (Albuquerque, N.M.)

Category	2005 Best	Career Best (last)
Innings	1.0 (Baylor; 2/26)	4.0 (Stanford; 5/28/04)
Runs Allowed	None	3 (USC; 4/4/04)
ER Allowed	None	3 (USC; 4/4/04)
K's	1 (Baylor; 2/26)	4 - 2x (NMSU; 5/4/04)
BB	None	3 (UConn; 2/27/04)
Hits Allowed	1 (Baylor; 2/26)	4 (USC; 4/4/04)
WP	None	1 - 2x (Stanford; 5/28/04)
HBP	None	1 - 5x (Stanford; 5/28/04)
Pitches	8 (LBSU; 1/30)	51 (Stanford; 5/28/04)

### #31 Kevin Dryanski, RHP (Phoenix, Ariz.)

Category	2005 Best	Career Best (last)
Innings		3.0 (Tulane; 2/18)
Runs Allowed		2 - 2x (Arizona; 2/23)
ER Allowed		2 (Arizona; 2/23)
K's		2 (Tulane; 2/18)
BB		1 (Tulane; 2/18)
Hits Allowed		5 (Arizona; 2/23)
WP		1 - 2x (Tulane; 2/18)
HBP		2 (LBSU; 1/28)
Pitches		55 (Tulane; 2/18)

### #34 Jason Urquidez, RHP (Simi Valley, Calif.)

Category	2005 Best	Career Best (last)
Innings	7.0 (GU; 2/5)	9.0 (Rice; 2/22/04)
Runs Allowed	7 (Tulane; 2/18)	Same
ER Allowed	6 (Tulane; 2/18)	Same
K's	9 (UNC; 3/4)	12 (OSU; 5/15/04)
BB	6 (Tulane; 2/18)	6 - 2x (Tulane; 2/18/05)
Hits Allowed	10 (LBSU; 1/29)	10 (LBSU; 1/29/05)
WP	1 - 3x (Baylor; 2/27)	1 - 5x (Baylor; 2/27/05)
HBP	1 - 2x (Tulane; 2/20)	2 (WSU; 4/24/04)
Pitches	115 (Tulane; 2/18)	141 (USC; 4/2/04)

### #37 Zechry Zinicola, RHP (San Bernadino, Calif.)

Category	2005 Best	Career Best (last)
Innings	6.0 (Baylor; 2/25)	7.0 (Cal; 3/21/04)
Runs Allowed	7 (NMSU; 2/7)	Same
ER Allowed	4 (NMSU; 2/7)	5 (USC; 4/3/04)
K's	6 (Baylor; 2/25)	Same
BB	4 - 2x (UNC; 3/4)	Same
Hits Allowed	9 (Baylor; 2/25)	Same
WP	2 (NMSU; 2/7)	Same
HBP	2 (NMSU; 2/7)	Same
Pitches	103 (UNC; 3/4)	103 - 2x (UNC; 3/4/05)

### #40 Pat Bresnehan, RHP (Sherborn, Mass.)

Category	2005 Best	Career Best (last)
Innings	6.0 (Ohio State; 3/6)	Same
Runs Allowed	5 (Tulane; 2/20)	6 (ORU; 4/8/04)
ER Allowed	5 (Tulane; 2/20)	Same
K's	7 - 2x (Arizona; 2/15)	7 - 3x (Arizona; 2/15/05)
BB	2 - 2x (Tulane; 2/20)	4 - 2x (ORU; 4/8/04)
Hits Allowed	5 (Ohio State; 3/6)	6 (Cal; 3/21/04)
WP	1 (LBSU; 1/30)	1 - 4x (WSU; 4/25/04)
HBP	2 (LBSU; 1/28)	Same
Pitches	97 (Ohio State; 3/6)	Same

### #41 Josh Satow, LHP (Scottsdale, Ariz.)

Category	2005 Best	Career Best (last)
Innings		None
Runs Allowed		None
ER Allowed		None
K's		None
BB		None
Hits Allowed		None
WP		None
HBP		None
Pitches		None

### #45 Erik Averill, LHP (Orange, Calif.)

Category	2005 Best	Career Best (last)
Innings	9.0 - 2x (USA; 2/12)	Same
Runs Allowed	5 (Tulane; 2/19)	7 (Gonzaga; 2/16/04)
ER Allowed	5 (Tulane; 2/19)	6 (WASH; 3/26/04)
K's	14 (NMSU; 2/4)	Same
BB	4 (ECU; 3/5)	Same
Hits Allowed	9 (LBSU; 1/28)	12 (CSF; 6/5/04)
WP	2 (LBSU; 1/28)	2 - 2x (LBSU; 1/28/05)
HBP	2 (Tulane; 2/19)	4 (USC; 3/29/03)
Pitches	130 (USA; 2/12)	Same

### #47 Ty Marotz, RHP (Crystal Lake, Ill.)

Category	2005 Best	Career Best (last)
Innings	5.2 (NMSU; 2/7)	Same
Runs Allowed	3 (NMSU; 2/7)	3 - 4x (NMSU; 2/7/05)
ER Allowed	3 (NMSU; 2/7)	3 - 2x (NMSU; 2/7/05)
K's	4 (LBSU; 1/29)	5 (NMSU; 5/19/04)
BB	1 (Tulane; 2/19)	2 - 2x (NMSU; 5/19/04)
Hits Allowed	6 (NMSU; 2/7)	7 (NMSU; 5/19/04)
WP	None	1 - 3x (STAN; 5/30/04)
HBP	None	None
Pitches	78 (NMSU; 2/7)	Same

### #49 Brett Bordes, LHP (Mesa, Ariz.)


Category	2005 Best	Career Best (last)
Innings	4.2 (GU; 2/13)	6.0 - 2x (WASH; 3/27/04)
Runs Allowed	6 (OSU; 2/6)	6 - 3x (OSU; 2/6/05)
ER Allowed	4 (OSU; 2/6)	6 - 2x (ARIZ; 5/23/04)
K's	4 (LBSU; 1/30)	10 (Arizona; 2/24/04)
BB	2 (OSU; 2/6)	5 (WASH; 3/27/04)
Hits Allowed	6 - 2x (OSU; 2/6)	6 - 3x (OSU; 2/6/05)
WP	None	1 - 3x (UCLA; 4/18/04)
HBP	None	2 (Cal; 3/20/04)
Pitches	90 (OSU; 2/6)	106 (WASH; 3/27/04)

### #50 Tony Barnette, RHP (Federal Way, Wash.)

Category	2005 Best	Career Best (last)
Innings	5.1 (Arizona; 2/15)	
Runs Allowed	5 - 2x (Arizona; 2/23)	
ER Allowed	5 - 2x (Arizona; 2/23)	
K's	5 (Oklahoma; 2/12)	
BB	2 (Arizona; 2/15)	
Hits Allowed	6 (Arizona; 2/23)	
WP	None	
HBP	1 - 3x (Arizona; 2/23)	
Pitches	90 (Arizona; 2/15)	



# Sun Devil Baseball 2005



## Last Time it Happened in Sun Devil Baseball...

*(Through 21 Games of 2005 Season)*

### Hitting Categories:

**A SUN DEVIL HIT A GRAND SLAM:** Travis Buck, Feb. 25, 2005 vs. Baylor (7th inning at Packard Stadium)  
**ASU HIT A WALK-OFF HOME RUN:** Jeremy West, April 26, 2003 vs. Washington State (2-Run HR in 10th inning)  
**A SUN DEVIL LED OFF A GAME WITH A HR:** Dustin Pedroia, Mar. 13, 2004 vs. #11 Tulane (1-1 count at Packard Stadium)  
**A SUN DEVIL HIT FOR THE CYCLE:** Travis Buck, March 7, 2003 vs. Southern Utah (19-0 win)  
**THE DEVILS HIT FOR THE CYCLE TO OPEN A GAME:** April 27, 2003 vs. Washington State in first inning (HR/2B/1B/3B)  
**THE DEVILS HIT BACK-TO-BACK HOME RUNS:** Steve Garraabrants and Andre Ethier, May 25, 2003 vs. Arizona (7th Inning)  
**A SUN DEVIL HIT TWO HOME RUNS IN ONE GAME:** Jeff Larish, February 23, 2005 at Arizona (2-for-3, 2 solo home runs)  
**A SUN DEVIL HIT THREE HOME RUNS IN A GAME:** Jeremy West, April 27, 2003 vs. Washington State  
**A SUN DEVIL HAD 5 HITS IN A GAME:** Travis Buck, Feb. 29, 2004 vs. Connecticut (5-for-5, 8 RBI, HR, 2B)  
**A SUN DEVIL HAD 6 HITS IN A GAME:** Nick Walsh, April 27, 2003 vs. Washington State (6-for-6, 7 RBI, 3 2B)  
**A SUN DEVIL HAD 7 HITS IN A GAME:** Jerry Mantlo, Feb. 6, 1972, vs. Michigan  
**A SUN DEVIL HAD 3 DOUBLES IN A GAME:** Tuffy Gosewisch, Feb. 7, 2005 vs. New Mexico State (11-10 victory)  
**A SUN DEVIL HAD 4 DOUBLES IN A GAME:** Travis Buck, Feb. 28 vs. Connecticut (16-5 victory)  
**A SUN DEVIL HIT 2 TRIPLES IN A GAME:** Mel Stocker, May 13, 2000, vs. Washington (Packard Stadium)  
**A SUN DEVIL HAD 7 RBI IN A GAME:** Nick Walsh, April 27, 2003 vs. Washington State  
**A SUN DEVIL HAD 8 RBI IN A GAME:** Travis Buck, Feb. 29, 2004 vs. UConn (5-for-5, HR, 2B)  
**A SUN DEVIL HAD 9 RBI IN A GAME:** Jeremy West, April 27, 2003 vs. Washington State  
**A SUN DEVIL STOLE 4 BASES IN A GAME:** Rocky Laguna, Feb. 7, 2005 vs. New Mexico State (ties school record)  
**A SUN DEVIL STRAIGHT STEAL OF HOME:** Colin Curtis, Feb. 20, 2004 vs. Lamar (Reckling Park, Houston, Texas, 8th inning)  
**A SUN DEVIL STRUCK OUT FOUR OR MORE TIMES IN A GAME:** Zechry Zinicola, April 28, 2004 at Wichita State  
**A SUN DEVIL WALKED FOUR TIMES IN A GAME:** Colin Curtis, March 4, 2005 vs. North Carolina (0-for-1, 4 BB, HBP)  
**A SUN DEVIL HITTER STRANDED SIX RUNNERS ON BASE:** Tuffy Gosewisch (6), January 28, 2005 vs. Long Beach State  
**A SUN DEVIL RECORDED 13 TOTAL BASES:** Jeremy West (14), April 27, 2003 vs. Washington State (3 HR, 2 1B)  
**A SUN DEVIL HAD TWO SAC BUNTS IN A GAME:** Travis Buck, April 23, 2005 at Washington State  
**A SUN DEVIL SCORED FIVE RUNS IN A GAME:** Nick Walsh, April 27, 2003 vs. Washington State  
**A SUN DEVIL WAS HIT BY PITCHES TWO OR MORE TIMES:** Travis Buck (2), April 25, 2003 vs. Washington State  
**AN OPPONENT HIT TWO HOME RUNS IN ONE GAME:** Adam Harvey (NMSU), February 7, 2005 at Packard Stadium  
**AN OPPONENT HIT A WALK-OFF HOME RUN:** Jodran Brown (Arizona), Feb. 15, 2005 at Kindall Field (2-run HR in 14th inning)  
**AN OPPONENT HIT A LEADOFF HOME RUN:** Nathan Southard (Tulane), Feb. 18, 2005 at Turchin Stadium (off Jason Urquidez)

### Pitching Categories:

**A SUN DEVIL PITCHER THREW A NO-HITTER:** Kevin Rawitzer, March 2, 1993, vs. Southern Utah (ASU 7, SUU 0)  
**A SUN DEVIL PITCHER THREW A PERFECT GAME:** Eddie Bane, March 2, 1973, vs. Cal State Northridge (ASU 9, CSUN 0)  
**A SUN DEVIL PITCHER THREW A ONE-HITTER:** Drew Friedberg, Jan. 24, 1999, vs. Hawaii-Hilo (ASU 10, Hilo 0)  
**A SUN DEVIL PITCHER THREW A TWO-HITTER:** Will Waldrip, Jan. 23, 1999, vs. Hawaii-Hilo (ASU 3, Hilo 0)  
**ARIZONA STATE WAS NO-HIT:** Phil Keller (Stanford), March 23, 1970 (Stanford 1, ASU 0)  
**ARIZONA STATE WAS ONE-HIT:** Alan Dunn/Tim Meacham (Alabama), June 10, 1983 (Alabama 6, ASU 0)  
**A SUN DEVIL PITCHER THREW A COMPLETE GAME:** Erik Averill, Feb. 12, 2005 vs. South Alabama (7-2 victory)  
**A SUN DEVIL PITCHER THREW A COMPLETE GAME SHUTOUT:** Erik Averill, Feb. 4, 2005 vs. New Mexico State (12-0 victory)  
**A SUN DEVIL PITCHER THREW BACK-TO-BACK COMPLETE GAMES:** Erik Averill (2/4, 2/12, 2005)  
**AN OPPOSING PITCHER THREW A COMPLETE GAME:** Mark Romanczuk (Stanford), March 24, 2003 (4-2 Stanford Win)  
**THE SUN DEVILS SHUT OUT AN OPPONENT (1 OR MORE PITCHERS):** Ohio State (3-0), March 6, 2005 (2 times in 2005)  
**THE SUN DEVILS WERE SHUT OUT:** Gonzaga, February 13, 2005 (Gonzaga 2, ASU 0)  
**A SUN DEVIL STRUCK OUT 10 OR MORE BATTERS IN A GAME:** Erik Averill (14), Feb. 4, 2005 vs. New Mexico State (CG)  
**A SUN DEVIL STRUCK OUT 15 OR MORE BATTERS IN A GAME:** Mike Esposito (17), March 29, 2002 vs. UW  
**AN OPPOSING PITCHER STRUCK OUT 10 OR MORE SUN DEVILS:** Andrew Miller, North Carolina, (12), March 4, 2005 (at East Carolina)  
**THE SUN DEVIL PITCHING STAFF DID NOT WALK A BATTER:** at New Mexico State, Feb. 4, 2005 (12-0 win)  
**A SUN DEVIL PITCHER RECORDED 10 WINS IN A SEASON:** Jason Urquidez (2004) -- 12-3  
**A SUN DEVIL PITCHER HIT THREE BATTERS IN A GAME:** Jeff Mousser (3), April 4, 2004 vs. USC (10-3 loss at Packard Stadium)

### Fielding Categories:

**THE SUN DEVILS HAD NO ERRORS IN A GAME:** Feb. 4, 2005 (12-0 win over New Mexico State) - 2 times in 2005.  
**THE SUN DEVILS COMMITTED FIVE ERRORS IN A GAME:** February 27, 2005 vs. #8 Baylor (8-7 loss in 10 innings)  
**A SUN DEVIL COMMITTED THREE OR MORE ERRORS IN A GAME:** Joel Bocchi, Mar. 29, 2002 vs. Washington (3)  
**A SUN DEVIL HAD 15 OR MORE PUTOUTS IN A GAME:** Tuffy Gosewisch (16), Feb. 8, 2004 vs. Florida State  
**A SUN DEVIL HAD 20 OR MORE PUTOUTS IN A GAME:** Jeff Phelps (21), March 6, 1999, vs. Stanford  
**A SUN DEVIL HAD EIGHT OR MORE ASSISTS IN A GAME:** Dennis Wyrick (SS), Feb. 6, 2000, vs. Florida State  
**THE SUN DEVILS TURNED FIVE DOUBLE PLAYS IN A GAME:** May 7, 1999, vs. Washington (Husky Ballpark)  
**THE SUN DEVILS TURNED A TRIPLE PLAY:** April 16, 2004 at UCLA (Travis Buck (RF), Dustin Pedroia (SS), Seth Dhaenens (3B)).

### Scoring and Misc. Categories:

**THE SUN DEVILS RECORDED 20 OR MORE HITS:** 26, May 18, 2004 at New Mexico (22-4 win at Isotopes Park)  
**THE SUN DEVILS RECORDED 20 HITS IN BACK-TO-BACK GAMES:** WSU/UCLA, April 17, 25, 2003 (21 and 21)  
**THE SUN DEVILS SCORED 20 OR MORE RUNS:** 22, May 18, 2004 at New Mexico (22-4 win at Isotopes Park)  
**THE SUN DEVILS SCORED 30 OR MORE RUNS:** 32, March 4, 2000, vs. Arizona (Packard Stadium)  
**THE SUN DEVILS SCORED 10 OR MORE RUNS IN AN INNING:** (10 - 4th) at Washington State, April 23, 2004 (17-5 win)  
**THE SUN DEVILS LEFT 15 OR MORE RUNNERS ON BASE:** Florida State (15) -- 12-6 win at Packard Stadium.  
**ASU SWEEP A THREE-GAME PAC-10 SERIES:** Oregon State; May 14-16, 2004 (9-3, 3-1, 8-4)  
**ASU WAS SWEEP IN A PAC-10 SERIES:** at UCLA, April 16-18, 1999 (11-10 L, 9-3 L, 8-6 L)  
**ASU WAS SWEEP IN A PAC-10 SERIES AT HOME:** vs. USC, March 27-29, 1997 at Packard Stadium (12-7 L, 15-4 L, 11-7 L)  
**THE SUN DEVILS PLAYED EXTRA INNINGS:** Baylor, Feb. 27, 2005 at Packard Stadium (8-7 loss in 10 innings)  
**THE SUN DEVILS PLAYED 14 OR MORE INNINGS:** at Arizona, Feb. 15, 2005 at Kindall Field at Sancet Stadium (7-6 loss on walk-off HR)  
**THE SUN DEVILS PLAYED BACK-TO-BACK EXTRA-INNING GAMES:** Feb. 27, 2005 (Baylor - 10) and Mar. 4, 2005 (North Carolina - 11)  
**ASU PLAYED A GAME OVER 5 HOURS:** at Arizona, Feb. 15, 2005, 5:13 (7-6 loss in 14 innings)





# 2005 Arizona State Baseball Roster

No.	Player	POS	B/T	HT	WT	YR/EXP	Hometown (High School/Last School)
2	J.J. Sferra	OF	L/L	5-11	150	Fr./HS	Phoenix, Ariz. (Mountain Pointe)
3	Jeff Landry	UTL	R/R	5-8	160	Fr./RS*	Walnut Creek, Calif. (Clayton Valley)
5	Joey Hooft	3B	R/R	5-10	175	Sr./TR	Reno, Nev. (Galena HS/Univ. of Miami)
4	Travis Buck	OF	L/R	6-2	205	Jr./2V	Richland, Wash. (Richland)
6	Seth Dhaenens	UTL	L/R	6-1	180	So./1V*	Chandler, Ariz. (Mountain Pointe)
7	Vinny Biancamano	INF	R/R	6-0	180	Fr./HS	Glendale, Ariz. (Cactus)
9	Colin Curtis	OF	L/L	6-1	195	So./1V	Issaquah, Wash. (Issaquah)
11	Jeff Larish	1B	L/R	6-2	210	Sr./3V	Tempe, Ariz. (McClintock)
12	Andrew Romine	SS	B/R	6-2	170	Fr./HS	Lake Forest, Calif. (Trabuco Hills)
13	Austin Stockfisch	C	B/R	6-1	165	Fr./HS	Scottsdale, Ariz. (Desert Mountain)
14	Rocky Laguna	OF	L/R	6-0	170	Fr./RS*	Yuma, Ariz. (Kofa)
15	Joe Persichina	2B	L/R	6-0	190	So./1V	Rolling Hills Estates, Calif. (Peninsula)
16	Greg Bordes	UTL	R/R	5-9	150	Fr./HS	Mesa, Ariz. (Dobson)
17	Seth Garrison	RHP	B/R	6-3	185	Fr./HS	Coppell, Texas (Coppell)
18	Willy Fox	1B	R/R	5-11	190	Fr./HS	Scottsdale, Ariz. (Desert Mountain)
19	Joel Bocchi^	C	R/R	5-11	200	Sr./3V	Phoenix, Ariz. (Desert Vista)
21	Quentin Andes	RHP	R/R	6-2	200	So./1V	Albuquerque, NM (Cibola)
25	Eric Williams	OF	B/L	5-10	170	Fr./RS*	Carmel, NY (Trinity-Pawling)
28	Eric Sogard	3B	L/R	5-9	170	Fr./HS	Phoenix, Ariz. (Thunderbird)
30	Drew Bowman	LHP	B/L	6-3	180	Fr./HS	Morrison, Colo. (Dakota Ridge)
31	Kevin Dryanski	RHP	R/R	6-1	225	Jr./TR	Phoenix, Ariz. (Mountain Pointe/Hutchinson CC)
34	Jason Urquidez	RHP	R/R	6-2	170	Sr./1V	Simi Valley, Calif. (Royal/Central Arizona)
36	DJ Butler	OF	L/R	6-0	195	Fr./HS	Benicia, Calif. (Benicia)
37	Zechry Zinicola	RHP/DH	R/R	6-1	225	So./1V	San Bernadino, Calif. (Arlington)
39	Tuffy Gosewisch	C	R/R	6-0	185	Sr./3V	Scottsdale, Ariz. (Horizon)
40	Pat Bresnehan	RHP	R/R	6-1	200	So./1V	Sherborn, Mass. (Dover Sherborn)
41	Josh Satow^	LHP	L/L	5-9	160	Fr./HS	Scottsdale, Ariz. (Desert Mountain)
45	Erik Averill	LHP	L/L	6-2	195	Jr./2V	Orange, Calif. (Villa Park)
47	Ty Marotz	RHP	R/R	6-2	200	Sr./1V*	Crystal Lake, Ill. (Crystal Lake Central/Mesa CC)
49	Brett Bordes	LHP	L/L	5-10	165	Jr./2V	Mesa, Ariz. (Dobson)
50	Tony Barnette	RHP	R/R	6-2	175	Jr./TR	Federal Way, Wash. (Thomas Jefferson/CAC)

\* - Has utilized redshirt year

^ - Scheduled to redshirt in 2005

**Head Coach:** 42 - Pat Murphy (11th year)

**Assistant Coaches:**

62 - Jay J. Sferra (10th year) - Outfielders/Recruiting/Team Offense

10 - Tim Esmay (1st year/5th year overall at ASU) - Infielders/Team Defense

35 - Jack Krawczyk (1st year) - Pitching/Camp Director/Summer Placement

**Director of Baseball Operations:** Graham Rossini (6th year)

**Operations, Video and Equipment Assistant:** Steve Kirkman (7th year)

**Manager:** Jeff Mousser (1st year)

**Manager:** Carlos Arguello (2nd year)

**Office Assistant:** Sammie Nakama (3rd year)

**Sports Medicine/Rehabilitation:** Kenny McCarty (8th year)

**Media Relations:** Jeff Evans (5th year)

